


The Right Solutions™ Catalog



# NOVA

## SOLUTIONS™

[WWW.NOVADESK.COM](http://WWW.NOVADESK.COM)



# Terms & Conditions

## TERMS

NOVA Solutions' (NOVA) standard terms are net 30 days with approved credit. All prices are in U.S. Dollars. Prices herein are list prices effective with the date printed on the cover and supersede all other published price lists. NOVA reserves the right to change prices without prior notice.

## SELLING INFORMATION

Distribution of this price list does not in itself constitute an offer to sell. Offers can be received only from authorized NOVA dealers.

## PRICES

All prices listed are suggested retail prices, FOB point of shipment, freight allowed (included in list prices) when shipping within the continental United States. Orders are accepted subject to prices and taxes prevailing at the time of shipment. Prices and taxes are subject to change without notice. If shipping date requested is more than 90 days from date of order, NOVA shall have the right to use the published list prices effective at time of shipment.

## ORDER PLACEMENT

NOVA requires that all orders be in writing and accompanied by a layout/drawing. This is to ensure that orders are complete, avoid errors, and avoid duplication. Please order products by model numbers specified to avoid any possible error. Telephone orders will not be processed for production without proper written confirmation. NOVA cannot be held responsible for errors, omissions, and order duplication due to non-compliance with this procedure.

## ORDERING INFORMATION

Mail, fax or e-mail all orders to:

NOVA Solutions, Inc.  
421 Industrial Avenue  
P.O. Box 725  
Effingham, Illinois 62401  
Phone: 217-342-7070  
Phone: 800-730-6682  
Fax: 217-342-7006  
Fax: 800-940-6682  
E-mail: [orders@novasolutionsinc.com](mailto:orders@novasolutionsinc.com)

For prompt delivery, all orders must include:

- 1) Purchase order number
- 2) Attached layout/drawing
- 3) Billing address
- 4) Ship-to information and e-mail address
- 5) Special handling instructions
- 6) Complete model and finish number
- 7) Correct pricing
- 8) CPU / Monitor Dimensions (Where Applicable)

## ORDER ACKNOWLEDGMENT

Please notify NOVA immediately of any discrepancies in your order acknowledgement. The customer assumes all responsibility for order accuracy. NOVA does not assume responsibility for errors caused by miscommunications from the customer. Orders are accepted only by issuance of NOVA's formal acknowledgement. Orders are subject to the terms and conditions set forth herein, notwithstanding any variance in terms and conditions set forth on buyer's order forms. The order acknowledgement is the final confirmation of the agreement between the customer and NOVA and supersedes all prior oral and written statements regarding the order. Once the order confirmation has been sent, only NOVA approved and signed modifications will supersede the original confirmation.

## QUOTATIONS

Quotations are valid for a period of ninety (90) days.

## CHANGES

NOVA reserves the right to make changes in design, specifications, construction, pricing or to discontinue products without prior notice. Weights and Dimensions are approximate and are within normal industry standards.

## ORDER CHANGES

Upon acknowledgement of an order, NOVA may not be able to accept a change order. NOVA will not accept changes on specials or custom items once production begins. Every attempt to make the requested change will be made and the following conditions apply:

- 1) Requested changes must be submitted in writing
- 2) Additional charges for materials, labor, and administrative costs may be charged
- 3) Completion dates may be rescheduled as required based on changes

## ORDER CANCELLATIONS

Order cancellations must be requested in writing no later than 48 hours after receipt of original order and are subject to approval of NOVA Solutions, Inc. Cancellations cannot be accepted otherwise.

## STORAGE

Orders in which shipment is delayed by the customer beyond 30 days after acknowledged shipping date are subject to a 3% weekly storage fee. Such transfer to storage will be deemed delivery to purchaser for all purposes including invoicing and payment. Customer must provide notification of "shipment delay" at least two weeks prior to the originally scheduled ship date.

## SHIPPING INFORMATION

### Freight

All shipments are Free On Board (FOB) point of shipment, freight prepaid and allowed (included in list prices) when shipping within the continental United States. Please contact Customer Support for shipments to Alaska, Hawaii, and international. NOVA reserves the right to select the most appropriate carrier and routing on all shipments.

NOVA's product pricing is dock delivered, based on standard delivery between normal business hours Monday through Friday, excluding weekends and holidays. Any charge arising from failure to accept a shipment, rerouting while in transit, or carrier storage charges are not included in prices shown and will be billed to "Sold To" account number on the order. Detention charges will be incurred for untimely off-loading of product or other time delays incurred.

Any orders under list pricing shown below or requiring Special Delivery Services will incur additional charges. All such requirements must be noted on the purchase order. Examples of such services include:

**Handling Fee (all orders not able to be shipped via small parcel carriers):** All orders under \$30,000 list will incur \$200 handling fee  
**Call Before Delivery (CBD) fee:** \$30 per order and location  
**Multiple site deliveries:** \$100 per order and location drop charge  
**Non-Standard Detention Time:** \$100 per hour after two hours for each delivery location  
**Delivery Time (outside normal delivery hours):** Contact Customer Support for charges and availability  
**Fuel Surcharge:** A fuel surcharge will be added to all items shipped via small parcel carriers.  
**Residential Deliveries:** Additional charge will apply, contact Customer Support for more information.

# Terms & Conditions

## Carriage

NOVA reserves the right to choose the best method of delivery. All furniture is carefully inspected and securely packed before shipment. The carrier will only accept packages in good condition and agrees to deliver it in the same condition. NOVA relinquishes all responsibility for goods shipped upon a signed receiving document from the carrier. It is the customer's responsibility to inspect merchandise immediately upon receipt.

## Loss, Damage or Delay

NOVA shall not be liable for loss, damage, or delay resulting from causes beyond its reasonable control, including but not limited to fire, strike, inclement weather, accidents, or delay in transportation. In the event of a delay, due to any such cause, the delivery date will be postponed.

## Shortages

If the shipment is not delivered in accordance with the quantity of cartons and packages shown on the Bill of Lading and/or Freight Bill, do not accept it until such shortages are noted on both documents.

## FREIGHT CLAIMS

The merchandise is carefully packed and thoroughly inspected before shipment. The carrier upon acceptance of the shipment assumes responsibility for its safe delivery.

**Signing the Bill of Lading as "Subject to Inspection" does not make the carrier liable for damage.**

## Concealed Loss or Damage

Concealed loss or damage means loss or damage that does not become apparent until the merchandise has been unpacked. The contents may be damaged in transit due to rough handling even though the carton may not show external damage. **When damage is discovered upon unpacking, take pictures immediately and notify NOVA within 7 calendar days of the delivery date.** NOVA will contact the carrier to initiate a claim.

## Visible Damage or Shortage

Any external evidence of damage or shortage must be noted on the freight bill or express receipts and signed by the carrier's agent. Failure to adequately describe such external evidence of damage or shortage may result in the carrier refusing to honor a damage claim. Take pictures of the damaged product and contact NOVA immediately to file a claim.

**In the event of damage all cartons and packaging must be kept with the merchandise at the delivered location. Failure to do so constitutes acceptance and a waiver of any such claim.**

## RETURNS

NOVA will not accept the return of any merchandise without a Returned Material Authorization (RMA). Special order items may not be returned for credit. No returns will be allowed after sixty (60) days from the ship date. If merchandise is approved for return, a restocking fee will be applied. Upon receipt, all returned merchandise will be thoroughly inspected, and any discrepancies will result in an adjustment to the amount of credit issued.

## LIMITED LIFETIME WARRANTY

NOVA Solutions warrants that its products are free from defects in materials and workmanship given normal use and care for the lifetime of service; proof of delivery being the only official document accepted by NOVA for any claim. In the event that a product is used more than normal use, the applicable warranty period may be reduced.

This warranty is made by NOVA Solutions to the original customer for as long as the original customer owns and uses the product. NOVA Solutions' warranty is only valid if the products are given normal and proper use, and installed in accordance with NOVA Solutions' installation and/or application guidelines, and installed by an authorized NOVA Solutions' dealer or agent. NOVA Solutions assumes no responsibility for repairs to products sustaining damages resulting from end-user modifications, attachments to a product, misuse, abuse, alteration, or negligence.

This warranty is subject to the limitations, exclusions, and other provisions provided below:

- Twenty-five years: Thermofused laminate
- Twenty years: Drawer slides
- Ten years: Locks
- Five years: Downview™ technology with flat panel monitor Flat Panel Display Security Arm, high-pressure laminate, casters, fabrics, electrical components, PVC extrusions, adjustable surface mechanisms, and accessories.
- Three years: The Trolley™ E and The Trolley™ EXL with Intelligent Motion Technology and NOVALinked™ Components: Three years for parts and repair labor plus optional extended warranty available for purchase. Additional installation labor charges may not be covered by this warranty. Variation in finishes is characteristic, in terms of color & texture, and does not constitute a defect.
- Five years: Electric Lift for Sit-Stand Units: Five years for parts and repair labor. Additional installation labor charges may not be covered by this warranty. Variation in finishes is characteristic, in terms of color & texture, and does not constitute a defect.

As your manufacturer, NOVA Solutions stands behind our quality products and will do everything possible to resolve any problems that might arise within the terms of this warranty.

For more information, or to file a warranty claim, please contact NOVA Solutions' Customer Support at 800-730-6682.

## GOVERNING LAWS

This contract shall be construed and governed in accordance with the laws and regulations of the state of Illinois.

# Product Benefits

## *Integrated Furniture Features*

### **Extensive Product Portfolio**

NOVA Solutions is proud to offer a diverse product portfolio in high-quality laminate, targeting markets that include office, education, training, hospitality, and health care. GSA and State Contracts allow government agencies to participate in NOVA's extensive offering. Architects and designers are critical contacts and liaisons for specifying "The Right Solutions™" from NOVA's unique product portfolio.

### **Exceptional Quality**

Quality furniture shipped complete and on time is the standard of excellence required with customers to even be considered a viable offering. NOVA partners with quality suppliers that demand this same philosophy. NOVA's extensive investment in the latest state-of-the-art machining technology provides unlimited flexibility while insuring we exceed our promised fit and finish. Attention to detail at every level in the manufacturing process is a requirement. "Would I spend my money to buy that finished product?" is the final quality check.

### **Durable Construction**

Durability and strength are necessities for the utmost value in quality furniture. Our durable thermofused laminate components provide that strength, coupled with our metal-to-metal hardware assembly. Added rigidity is integrated through framed and recessed back panels. Our first-class engineering ensures every product's design includes maximum durability and strength.

### **Integrated Technology**

Our various Visual Display Options (The Trolley™, Downview™, and Surface Mount Arm for example) are unique solutions that differentiate NOVA from any other furniture manufacturer. The Trolley™ Personal Monitor Arm System with Intelligent Motion Technology™ is the latest addition to the family. The Trolley™ is a mainstream solution allowing you to view your flat panel display in its normal position. Then with the push of a button, your monitor recedes below the worksurface allowing full utilization of the work area. Whereas our Downview™ technology positions your flat panel display below the worksurface at a natural reading angle while also allowing you to use the entirety of the workspace in addition to the display. We also offer our Surface Mount Arm that allows you to secure your display in an upright position above the worksurface.

### **Quality Look**

Attention to detail integrated throughout our product portfolio creates a quality look. Overlapped drawer and door designs in our office solutions products ensure the proper fit for every function. Matching edge banding on all surfaces allows a seamless view that accentuates the product's clean lines. Our Classroom Training Series gets high marks for providing a clear, crisp design that allows our Visual Display Options to blend in perfectly.

### **Multiple Selections**

NOVA Solutions' comprehensive product portfolio confirms your only limitation is your imagination. Impress others with a vast variety of components with multiple options that fit your every need — from the back room to the boardroom. Now you can maintain a consistent company image that matches your facility and its function. Make your furniture an essential element of your productive environment!

### **Unlimited Flexibility**

Throughout each product offering, unlimited flexibility gives you colors and shapes that can be mixed or matched to fit your style in any working or learning environment. Enjoy the freedom to create your own environment!

### **Customer Friendly**

The majority of NOVA Solutions' furniture is shipped assembled, ready-to-install in your working or learning environment. Those components that require some assembly are designed to fit together with simplicity and minimal effort.





## Environmental Accountability

NOVA Solutions takes our environmental accountability seriously with regards to our daily processes and products we produce. It is our corporate responsibility to our employees, customers, and community. We maintain the highest sensitivity and follow-through in preserving our natural resources today, and more importantly, for our future generations.

We have chosen suppliers that share this same commitment. Particleboard, the foundation of our furniture design, is manufactured from 100% recycled post-industrial materials. We ensure it is low formaldehyde emission particleboard, use water-based adhesives that are non-toxic in lamination, and band any exposed edges to seal the substrate.

To reduce materials in landfill sites, we integrate remaining cuttings into smaller products or packaging material. Our sawdust is recycled for use on local farms. We use recycled cardboard in all our packaging. NOVA also recycles cardboard, paper, plastics, steel, and aluminum. Even our Visual Display Options (Downview™ technology and The Trolley™) are completely recyclable.

NOVA continually evaluates all initiatives for improving our environmental accountability while providing the highest quality products to our customers.

# Contents



**Classroom Training**  
Page 2

**AV Lecterns & Podiums**  
Page 25

**Collaboration & Conference**  
Page 35

**Gaming Desks**  
Page 44

**Retrofit Kits**  
Page 48

**Accessories**  
Page 58

# Classroom Training





# Classroom Training

These products are uniquely suited for the following environments...

- K-12 Classrooms
- College & University Classrooms
- Technical Schools
- Private Training & Tutoring Companies
- Lecture Halls
- Testing Centers
- Corporate Training Rooms
- Government Training Facilities
- Government & Private Security Centers
- Libraries
- Computer Labs
- Common Areas & Lobbies
- Healthcare Facilities
- Correctional Institutions

***Smart tools. Smart thinking.***



# Computer Training Desks

with iMod™ Wire Management System

## Features

- Solutions for a wide variety of environments
- Visual Display Options available
- ADA compliant desks available
- Standard edge detail: 2mm Flat PVC. Matching edge banding colors
- Thermofused Melamine Worksurface; 1" Thick
- iMod™ compartment with removable modesty panels (locking optional; available in laminate or metal) for easy wire management
- Wire management system and power strip included per user
- CPU Shelf
- Manufactured with recycled post-industrial materials
- Ships assembled

## How To Order

### 1. Select model number

Ex: 46-SL303630RX

- To specify an ADA Height unit, change height from 30 to 32 in model number and add \$236 for single desk or \$354 for double desk
- ADA Height Example:** 46-SL303632RX

### 2. Select laminate base and worksurface color (see page 60)

Ex: **227** **044**  
Base Worksurface

### 3. Select laminate base color for removable laminate iMod™ modesty or metal color (see page 61) for removable metal iMod™ modesty

Ex: 227 (Fashion Grey laminate color for laminate modesty)  
PSL (Polished silver metal color for metal modesty)

### Optional Selections:

#### 4. Select Visual Display Options (see page 12)

Ex: TE0728NK (The Trolley™ EXL with NOVA keyboard drawer)

#### 5. Select Desk Options & Factory Installed Accessories (see page 11)

Ex: RWGSC (Star cut wire grommet)

**Note:** To indicate no power strip, add "-X" to model number and deduct \$50 for a single desk and \$100 for a double desk.

## Model Number Structure



46-SL303630RX

**46**

Series

- **SL**

Type

SL=Single desk/  
Laminate iMod™  
DL=Double desk/  
Laminate iMod™  
SM=Single desk/  
Metal iMod™  
DM=Double desk/  
Metal iMod™

**303630**

Size

D x W x H

**RX**

CPU

Location  
RX=Right  
LX=Left  
XX=No CPU

## Visual Display Options

### The Trolley™ Monitor Lift System

Maximum dimensions for widescreen:

E: 2 ½" D x 18 7/8" W x 14 ½" H (63.5mm D x 479.4mm W x 368.3mm H)

EXL: 2 ½" D x 22 7/8" W x 14 ½" H (63.5mm D x 581mm W x 368.3mm H)

**NOTE:** Maximum distance from center of wall mount VESA plate to bottom of monitor is 6 ¾" (171mm)

### The Trolley™ Lift

Maximum dimensions for monitor with base removed:

32"/63" W Desks: 6" D x 25" W x 15 ½" H (152.4mm D x 635mm W x 393.7mm H)

36"/71" W Desks: 6" D x 29" W x 15 ½" H (152.4mm D x 736.6mm W x 393.7mm H)

42" W Desks: 6" D x 35" W x 15 ½" H (152.4mm D x 889mm W x 393.7mm H)

48" W Desks: 6" D x 41" W x 15 ½" H (152.4mm D x 1041.4mm W x 393.7mm H)

**NOTE:** Maximum distance from center of wall mount VESA plate to bottom of monitor is 6 ¾" (171mm). Max monitor weight supported is 21 lbs. Some restrictions apply.

Available with  **NOVA Linked™** To order, see page 22.

### Downview™

Maximum monitor dimensions:

16x21 widescreen viewport: 20 1/8" W x 12 1/2" H (511mm W x 318mm H)

18x21 widescreen viewport: 20 1/8" W x 14 1/2" H (511mm W x 368mm H)

21x24 widescreen viewport: 23 1/8" W x 19" H (587mm W x 482mm H)

### Surface Mount Arm

Maximum monitor dimensions:

Surface Mount Arm: Up to 24" widescreen

Articulating Surface Mount Arm: Up to 35" widescreen

Maximum monitor weight:

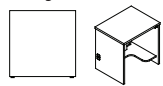
Surface Mount Arm: 21 lbs

Articulating Surface Mount Arm: 33 lbs

## End Panel Styles *Straight End Panels are standard*

### Standard

Straight End Panels



### Optional

Contoured End Panels - Specify "S"



See page 11 for Contoured End Panel pricing.

## Grommets

Standard grommets in end panels are rectangular black plastic.

## CPU Storage (Some larger CPU's may fit. Contact Customer Service for more information)

The Trolley™ CPU Size Table				
Trolley Model	Desk Width	CPU Width	CPU Height	CPU Depth
TE0724	All Desk Widths	7 1/8"	15 7/8"	20"
TE0728	32"	4 1/8"	14 1/8" (24"/26"D) 15 7/8" (30" D)	20"
TE0728	36"	7 1/8"	15 7/8"	20"
TE0728	42"	7 1/8"	15 7/8"	20"
TE0728	63"	4 1/8"	14 1/8" (24"/26"D) 15 7/8" (30" D)	20"
TE0728	71"	7 1/8"	15 7/8"	20"

Some larger CPUs may fit. Contact Customer Support for more information.

### Downview™ CPU Widths

#### 21" Wide Viewport

30" W Desks = 5 3/8"

63" W Desks = 7 7/16"

32" W Desks = 7 7/16"

71" W Desks = 8 1/2"

36" W Desks = 8 1/2"

42" W Desks = 8 1/2"

#### 24" Wide Viewport

30" W Desks = 1 7/8"

63" W Desks = 4"

32" W Desks = 4"

71" W Desks = 6 3/4"

36" W Desks = 6 3/4"

42" W Desks = 8 1/2"

### Standard & Surface Mount Arm

#### CPU Widths

All Desk Widths = 8 1/2"

### ADA Electric Lift Desks

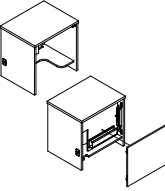
Contact Customer Service for CPU Widths.

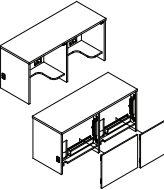
# Computer Training Desks

with iMod™ Wire Management System

## Computer Training Desks with Laminate iMod™ Modesty

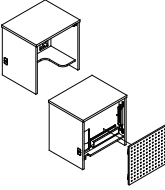
• Standard CPU storage shelf right • Change "RX" to "LX" for Left CPU storage shelf or "XX" for no CPU storage shelf  
CPU Storage Shelf Widths: See page 4 • Options & Factory Installed Accessories Available: See page 11

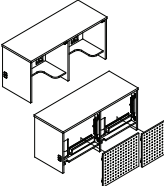
Single Desks - Laminate Modesty	D x W x H (in.)	ft <sup>3</sup> / lbs	Model	List Price
	24 x 32 1/8 x 30	16.4 / 125	46-SL243230RX	\$847
	24 x 36 1/8 x 30	18.3 / 133	46-SL243630RX	\$862
	24 x 42 1/8 x 30	21.2 / 144	46-SL244230RX	\$1,120
	26 x 32 1/8 x 30	17.7 / 130	46-SL263230RX	\$891
	26 x 36 1/8 x 30	19.8 / 138	46-SL263630RX	\$908
	26 x 42 1/8 x 30	22.9 / 150	46-SL264230RX	\$1,163
	30 x 32 1/8 x 30	20.2 / 140	46-SL303230RX	\$937
	30 x 36 1/8 x 30	22.6 / 148	46-SL303630RX	\$950
	30 x 42 1/8 x 30	26.1 / 161	46-SL304230RX	\$1,206

Double Desks - Laminate Modesty	D x W x H (in.)	ft <sup>3</sup> / lbs	Model	List Price
	24 x 63 x 30	31.3 / 232	46-DL246330RX	\$1,647
	24 x 71 x 30	35.2 / 248	46-DL247130RX	\$1,698
	26 x 63 x 30	33.8 / 240	46-DL266330RX	\$1,727
	26 x 71 x 30	37.9 / 256	46-DL267130RX	\$1,788
	30 x 63 x 30	38.6 / 257	46-DL306330RX	\$1,805
	30 x 71 x 30	43.3 / 273	46-DL307130RX	\$1,832

## Computer Training Desks with Perforated Metal iMod™ Modesty

• Standard CPU storage shelf right • Change "RX" to "LX" for left CPU storage shelf or "XX" for no CPU storage shelf  
CPU Storage Shelf Widths: See page 4 • Options & Factory Installed Accessories Available: See page 11

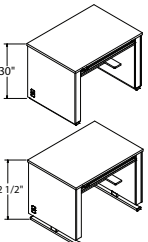
Single Desks - Perforated Metal Modesty	D x W x H (in.)	ft <sup>3</sup> / lbs	Model	List Price
	24 x 32 1/8 x 30	16.4 / 125	46-SM243230RX	\$1,369
	24 x 36 1/8 x 30	18.3 / 133	46-SM243630RX	\$1,444
	24 x 42 1/8 x 30	21.2 / 144	46-SM244230RX	\$1,698
	26 x 32 1/8 x 30	17.7 / 130	46-SM263230RX	\$1,446
	26 x 36 1/8 x 30	19.8 / 138	46-SM263630RX	\$1,524
	26 x 42 1/8 x 30	22.9 / 150	46-SM264230RX	\$1,793
	30 x 32 1/8 x 30	20.2 / 140	46-SM303230RX	\$1,604
	30 x 36 1/8 x 30	22.6 / 148	46-SM303630RX	\$1,694
	30 x 42 1/8 x 30	26.1 / 161	46-SM304230RX	\$1,820

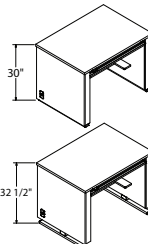
Double Desks - Perforated Metal Modesty	D x W x H (in.)	ft <sup>3</sup> / lbs	Model	List Price
	24 x 63 x 30	31.3 / 232	46-DM246330RX	\$2,506
	24 x 71 x 30	35.2 / 248	46-DM247130RX	\$2,656
	26 x 63 x 30	33.8 / 240	46-DM266330RX	\$2,641
	26 x 71 x 30	37.9 / 256	46-DM267130RX	\$2,800
	30 x 63 x 30	38.6 / 257	46-DM306330RX	\$2,933
	30 x 71 x 30	43.3 / 273	46-DM307130RX	\$3,110

## ADA Computer Training Desks with Electric Lifts

Electrically adjustable from base height 30" with 2 1/2" travel.

• Standard CPU storage shelf right • Change "AD" to "AX" for no CPU storage shelf and add "-L" for left CPU storage shelf  
• CPU Storage Shelf Widths: Contact Customer Service • Options & Factory Installed Accessories Available: See page 11  
• FPA2124NK only available in 42" W units. NOTE: ADA Lift / Column Legs are standard Black metal.

Laminate Modesty	D x W x H (in.)	ft <sup>3</sup> / lbs	Model	List Price
	24 x 38 1/4 x 30	18.3 / 133	46-SL243630AD	\$5,091
	24 x 42 1/8 x 30	21.2 / 144	46-SL244230AD	\$5,339
	26 x 38 1/4 x 30	19.8 / 138	46-SL263630AD	\$5,135
	26 x 42 1/8 x 30	22.9 / 150	46-SL264230AD	\$5,379
	30 x 38 1/4 x 30	22.6 / 140	46-SL303630AD	\$5,175
	30 x 42 1/8 x 30	26.1 / 148	46-SL304230AD	\$5,420

Perforated Metal Modesty	D x W x H (in.)	ft <sup>3</sup> / lbs	Model	List Price
	24 x 38 1/4 x 30	18.3 / 133	46-SM243630AD	\$5,647
	24 x 42 1/8 x 30	21.2 / 144	46-SM244230AD	\$5,889
	26 x 38 1/4 x 30	19.8 / 138	46-SM263630AD	\$5,724
	26 x 42 1/8 x 30	22.9 / 150	46-SM264230AD	\$5,980
	30 x 38 1/4 x 30	22.6 / 140	46-SM303630AD	\$5,885
	30 x 42 1/8 x 30	26.1 / 148	46-SM304230AD	\$6,167

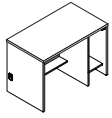
# Computer Training Desks

with iMod™ Wire Management System

## 48" W Computer Training Desks - Monitor Center

- Standard CPU storage shelf right · Change "RXC" to "LXC" for CPU storage shelf left or "XXC" for no CPU storage shelf
- CPU Storage Shelf Width: 11" · Options & Factory Installed Accessories Available: See page 11

### Laminate Modesty



D x W x H (in.)	ft <sup>3</sup> / lbs	Model	List Price
24 x 48 1/8 x 30	24.1 / 139	46-SL244830RXC	\$1,346
30 x 48 1/8 x 30	29.7 / 156	46-SL304830RXC	\$1,433
36 x 48 1/8 x 30	35.2 / 173	46-SL364830RXC	\$1,696

### Perforated Metal Modesty



D x W x H (in.)	ft <sup>3</sup> / lbs	Model	List Price
24 x 48 1/8 x 30	24.1 / 139	46-SM244830RXC	\$1,732
30 x 48 1/8 x 30	29.7 / 156	46-SM304830RXC	\$1,820
36 x 48 1/8 x 30	35.2 / 173	46-SM364830RXC	\$2,081

## ADA Compliant Computer Training Desks - Monitor Center

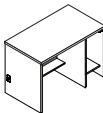
- Standard CPU storage shelf right · Change "RXC" to "LXC" for CPU storage shelf left or "XXC" for no CPU storage shelf
- CPU Storage Shelf Width: 11" · Options & Factory Installed Accessories Available: See page 11

### Laminate Modesty



D x W x H (in.)	ft <sup>3</sup> / lbs	Model	List Price
30 x 48 1/8 x 32	31.5 / 165	46-AL304832RXC	\$1,670

### Perforated Metal Modesty

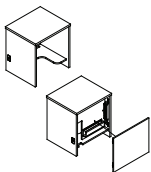


D x W x H (in.)	ft <sup>3</sup> / lbs	Model	List Price
30 x 48 1/8 x 32	31.5 / 165	46-AM304832RXC	\$2,058

## 30" Wide Computer Training Desks

Trolley™ E, EXL and 21x24 Downview™ not available on 30" W Computer Desks

- Standard CPU storage shelf right · Change "RX" to "LX" for left CPU storage shelf or "XX" for no CPU storage shelf
- CPU Storage Shelf Width: See page 4 · Options & Factory Installed Accessories Available: See page 11



D x W x H (in.)	ft <sup>3</sup> / lbs	Model	List Price
<b>Laminate Modesty</b>			
24 x 30 1/2 x 30	16.4 / 125	46-SL243030RX	\$803
26 x 30 1/2 x 30	17.7 / 130	46-SL263030RX	\$848
30 x 30 1/2 x 30	20.2 / 135	46-SL303030RX	\$891

### Perforated Metal Modesty

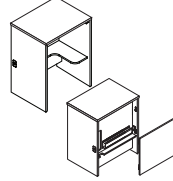
24 x 30 1/2 x 30	16.4 / 125	46-SM243030RX	\$1,325
26 x 30 1/2 x 30	17.7 / 130	46-SM263030RX	\$1,401
30 x 30 1/2 x 30	20.2 / 135	46-SM303030RX	\$1,560

## Teacher's Stand-up Computer Desks

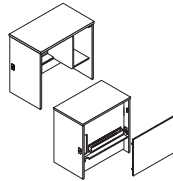
- Standard CPU storage shelf right · Change "RX" to "LX" for left CPU storage shelf or "XX" for no CPU storage shelf
- CPU Storage Shelf Width: See page 4 · Options & Factory Installed Accessories Available: See page 11

NOTE: Not available with (-S) Contoured End Panels

### Laminate Modesty



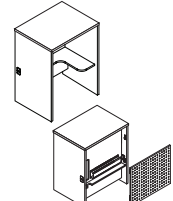
D x W x H (in.)	ft <sup>3</sup> / lbs	Model	List Price
24 x 36 1/8 x 40	24.1 / 130	46-SL243640RX	\$1,379
24 x 42 1/8 x 40	27.9 / 152	46-SL244240RX	\$1,613
24 x 48 1/8 x 40	31.6 / 158	46-SL244840RX	\$1,689
<b>36" W &amp; 42" W Desk</b>			
30 x 36 1/8 x 40	29.6 / 149	46-SL303640RX	\$1,449
30 x 42 1/8 x 40	34.3 / 172	46-SL304240RX	\$1,686
30 x 48 1/8 x 40	38.9 / 179	46-SL304840RX	\$1,763



36 x 36 1/8 x 40	35.1 / 176	46-SL363640RX	\$1,907
36 x 42 1/8 x 40	40.7 / 193	46-SL364240RX	\$1,989
36 x 48 1/8 x 40	46.2 / 200	46-SL364840RX	\$2,082

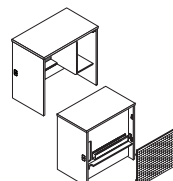
48" W Desk  
CPU Width: 11"

### Perforated Metal Modesty



D x W x H (in.)	ft <sup>3</sup> / lbs	Model	List Price
24 x 36 1/8 x 40	24.1 / 130	46-SM243640RX	\$1,764
24 x 42 1/8 x 40	27.9 / 152	46-SM244240RX	\$1,999
24 x 48 1/8 x 40	31.6 / 158	46-SM244840RX	\$2,075
<b>36" W &amp; 42" W Desk</b>			
30 x 36 1/8 x 40	29.6 / 149	46-SM303640RX	\$1,835
30 x 42 1/8 x 40	34.3 / 172	46-SM304240RX	\$2,073
30 x 48 1/8 x 40	38.9 / 179	46-SM304840RX	\$2,148

36" W & 42" W  
Desk



36 x 36 1/8 x 40	35.1 / 176	46-SM363640RX	\$2,292
36 x 42 1/8 x 40	40.7 / 193	46-SM364240RX	\$2,376
36 x 48 1/8 x 40	46.2 / 200	46-SM364840RX	\$2,468

48" W Desk  
CPU Width: 11"

### Flip-up shelf



ASSEMBLY REQUIRED

Shipped Separately. Color matches work surface of desk ordered. Located 3" down from work surface. Includes Star cut wire grommet on end panel for wire management.

D x W x H (in.)	ft <sup>3</sup> / lbs	Model	List Price
<b>For 24" &amp; 26" Deep Desks</b>			
<b>Left Flip-up Shelf:</b>			
20 x 20 x 01	1.0 / 14	46-SH202001L	\$726
<b>Right Flip-up Shelf:</b>			
20 x 20 x 01	1.0 / 14	46-SH202001R	\$726

### For 30" Deep Desks

<b>Left Flip-up Shelf:</b>			
22 x 20 x 01	1.0 / 14	46-SH222001L	\$726
<b>Right Flip-up Shelf:</b>			
22 x 20 x 01	1.0 / 14	46-SH222001R	\$726

# Computer Training Desks with Dual Trolley™ Monitor Lift and iMod™ Wire Management System

## How To Order

### 1. Select model number

Ex: 47-SL305830RX-TDV0728NK

- To specify an **ADA Height** unit, change height from 30 to **32** in model number and add \$236

**ADA Height Example:** 47-SL305832RX-TDV0728NK

### 2. Select laminate base and worksurface color (see page 60)

Ex: **227** **044**  
Base Worksurface

### 3. Select laminate base color for removable laminate iMod™ modesty or metal color (see page 61) for removable metal iMod™ modesty

Ex: 227 (Fashion Grey laminate color for laminate modesty)  
PSL (Polished silver metal color for metal modesty)

### Optional Selections:

### 4. Select Desk Options & Factory Installed Accessories (see page 11)

Ex: RWGSC (Star cut wire grommet)

## Model Number Structure

**47 - SL 305030 RX - TDV0724NK**

Series	Type	Size	CPU Location	Visual Display Option
SL=Single desk/ Laminate iMod™	D x W x H	SM=Single desk/ Metal iMod™	RX=Right LX=Left XX=No CPU	TDV0724NK=Dual Trolley™ E w/ NOVA Keyboard Drawer TDV0728NK=Dual Trolley™ EXL w/ NOVA Keyboard Drawer

Available with  **NOVA Linked™** To order, see page 22.

### Max Monitor Dimensions

**TDV0724 Dual Trolley™ E:** 2 ½" D x 18 ⅞" W x 14 ½" H per monitor  
(63.5mm D x 479.4mm W x 368.3mm H)

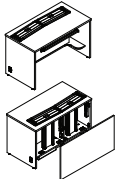
**TDV0728 Dual Trolley™ EXL:** 2 ½" D x 22 ⅞" W x 14 ½" H per monitor  
(63.5mm D x 581mm W x 368.3mm H)

## Computer Training Desks with Dual Trolley™ Monitor Lift

- Standard CPU storage shelf right · Change "RX" to "LX" for left CPU storage shelf or "XX" for no CPU storage shelf
- CPU Storage Shelf Width: 4 ½" · Options & Factory Installed Accessories Available: See page 11

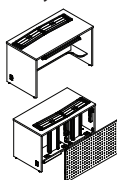
### Dual Trolley™ E

#### Laminate Modesty



D x W x H (in.)	ft <sup>3</sup> / lbs	Model	List Price
26 x 49 ⅞ x 30	30.1 / 250	47-SL265030RX-TDV0724NK	\$6,032
30 x 49 ⅞ x 30	34.4 / 260	47-SL305030RX-TDV0724NK	\$6,099

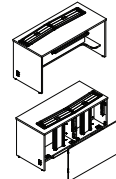
#### Perforated Metal Modesty



D x W x H (in.)	ft <sup>3</sup> / lbs	Model	List Price
26 x 49 ⅞ x 30	30.1 / 250	47-SM265030RX-TDV0724NK	\$6,977
30 x 49 ⅞ x 30	34.4 / 260	47-SM305030RX-TDV0724NK	\$7,273

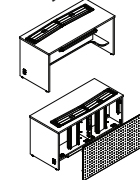
### Dual Trolley™ EXL

#### Laminate Modesty



D x W x H (in.)	ft <sup>3</sup> / lbs	Model	List Price
26 x 58 ⅞ x 30	35.1 / 270	47-SL265830RX-TDV0728NK	\$7,194
30 x 58 ⅞ x 30	40.1 / 280	47-SL305830RX-TDV0728NK	\$7,261

#### Perforated Metal Modesty



D x W x H (in.)	ft <sup>3</sup> / lbs	Model	List Price
26 x 58 ⅞ x 30	35.1 / 270	47-SM265830RX-TDV0728NK	\$8,138
30 x 58 ⅞ x 30	40.1 / 280	47-SM305830RX-TDV0728NK	\$8,434

## ADA Electric Lift Computer Training Desks with Dual Trolley™ Monitor Lift

**Electrically adjustable from base height 30" with 2 ½" travel.**

- Standard CPU storage shelf right · Change "AD" to "AX" for no CPU storage shelf and add "L" for left CPU storage shelf
- CPU Storage Shelf Widths: Contact Customer Service · Options & Factory Installed Accessories Available: See page 11

**NOTE:** ADA Lift / Column Legs are standard Black metal.

### Dual Trolley™ E

#### Laminate Modesty




D x W x H (in.)	ft <sup>3</sup> / lbs	Model	List Price
26 x 55 ⅞ x 30	33.2 / 260	47-SL265530AD-TDV0724NK	\$12,741
30 x 55 ⅞ x 30	37.9 / 270	47-SL305530AD-TDV0724NK	\$12,804

#### Perforated Metal Modesty

D x W x H (in.)	ft <sup>3</sup> / lbs	Model	List Price
26 x 55 ⅞ x 30	33.2 / 260	47-SM265530AD-TDV0724NK	\$13,686
30 x 55 ⅞ x 30	37.9 / 270	47-SM305530AD-TDV0724NK	\$13,981

### Dual Trolley™ EXL

#### Laminate Modesty



D x W x H (in.)	ft <sup>3</sup> / lbs	Model	List Price
26 x 64 ⅞ x 30	38.1 / 280	47-SL266430AD-TDV0728NK	\$13,902
30 x 64 ⅞ x 30	43.6 / 290	47-SL306430AD-TDV0728NK	\$13,966

#### Perforated Metal Modesty

D x W x H (in.)	ft <sup>3</sup> / lbs	Model	List Price
26 x 64 ⅞ x 30	38.1 / 280	47-SM266430AD-TDV0728NK	\$14,847
30 x 64 ⅞ x 30	43.6 / 290	47-SM306430AD-TDV0728NK	\$15,142



# Curved Computer Training Desks

with iMod™ Wire Management System

## How To Order

### 1. Select model number

Ex: 46-CL303630RX60

- To specify an **ADA Height** unit, change height from 30 to **32** in model number and add \$236 for single desk or \$354 for double desk

**ADA Height Example:** 46-CL303632RX60

### 2. Select laminate base and worksurface color (see page 60)

Ex: 227 044  
Base Worksurface

### 3. Select laminate base color for removable laminate iMod™ modesty or metal color (see page 61) for removable metal iMod™ modesty

Ex: 227 (Fashion Grey laminate color for laminate modesty)

PSL (Polished silver metal color for metal modesty)

### Optional Selections:

#### 4. Select Visual Display Options (see page 12)

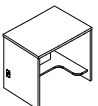
Ex: TE0728NK (The Trolley™ EXL with NOVA keyboard drawer)

#### 5. Select Desk Options & Factory Installed Accessories (see page 11)

Ex: RWGSC (Star cut wire grommet)

**Note:** To indicate no power strip, add "-X" to model number and deduct \$50 for a single desk and \$100 for a double desk.

## Model Number Structure

<b>46</b>	-	<b>CL</b>	<b>303630</b>	<b>RX</b>	<b>60</b>
	<b>Series</b>	<b>Type</b>	<b>Size</b>	<b>CPU Location</b>	<b>Arc Radius</b>
46-CL303630RX60	CL=Curved Desk /Laminate iMod™	CM=Curved Desk /Metal iMod™	D x W x H	RX=Right LX=Left XX=No CPU	48=48 ft. Radius Arc 60=60 ft. Radius Arc 72=72 ft. Radius Arc

## CPU Storage - Maximum Widths

See page 4 for CPU widths.



NOVA Linked™ is a networking system that provides complete control of NOVA's Trolley™ monitor lifts in a classroom or training room setting. To order, see page 22.

**Mending Options - To specify, add "-1", "-2", or "-3" to end of model number.**

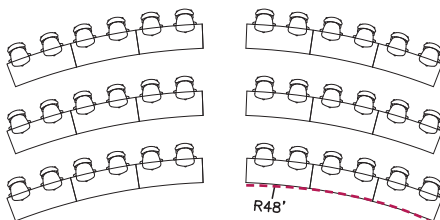
"-1" = Mending right – add \$60

"-2" = Mending left – add \$60

"-3" = Mending left and right – add \$90

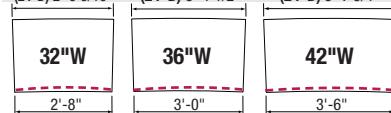
### 48 ft. Radius Arc

To specify a 48 ft. Radius Arc desk, add **48** to end of model no. (Ex. 46-CM246330RX**48**)



#### Seated side

(30"D) 2'-9 11/16"	(30"D) 3'-1 7/8"	(30"D) 3'-8 3/16"
(26"D) 2'-9 7/16"	(26"D) 3'-1 5/8"	(26"D) 3'-7 7/8"
(24"D) 2'-9 5/16"	(24"D) 3'-1 1/2"	(24"D) 3'-7 3/4"

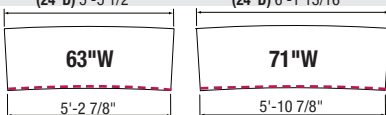


#### Approach side

Model number width listed is based on the approach side (iMod modesty side) of workstation.

#### Seated side

(30"D) 5'-6 1/8"	(30"D) 6'-2 9/16"
(26"D) 5'-5 11/16"	(26"D) 6'-2 1/16"
(24"D) 5'-5 1/2"	(24"D) 6'-1 13/16"

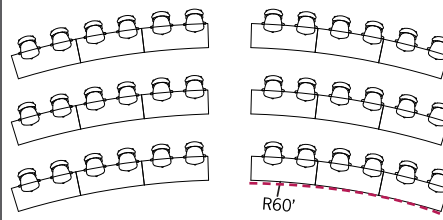


#### Approach side

Model number width listed is based on the approach side (iMod modesty side) of workstation.

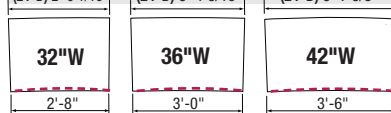
### 60 ft. Radius Arc

To specify a 60 ft. Radius Arc desk, add **60** to end of model no. (Ex. 46-CM246330RX**60**)



#### Seated side

(30"D) 2'-9 5/16"	(30"D) 3'-1 1/2"	(30"D) 3'-7 3/4"
(26"D) 2'-9 1/8"	(26"D) 3'-1 5/16"	(26"D) 3'-7 1/2"
(24"D) 2'-9 1/16"	(24"D) 3'-1 3/16"	(24"D) 3'-7 3/8"

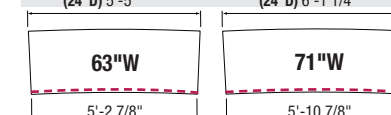


#### Approach side

Model number width listed is based on the approach side (iMod modesty side) of workstation.

#### Seated side

(30"D) 5'-5 1/2"	(30"D) 6'-1 13/16"
(26"D) 5'-5 1/8"	(26"D) 6'-1 7/16"
(24"D) 5'-5"	(24"D) 6'-1 1/4"

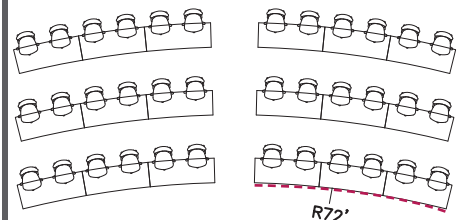


#### Approach side

Model number width listed is based on the approach side (iMod modesty side) of workstation.

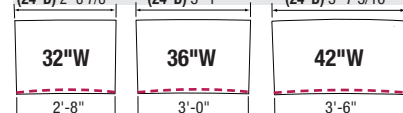
### 72 ft. Radius Arc

To specify a 72 ft. Radius Arc desk, add **72** to end of model no. (Ex. 46-CM246330RX**72**)



#### Seated side

(30"D) 2'-9 1/8"	(30"D) 3'-1 1/4"	(30"D) 3'-7 7/16"
(26"D) 2'-8 15/16"	(26"D) 3'-1 1/16"	(26"D) 3'-7 1/4"
(24"D) 2'-8 7/8"	(24"D) 3'-1"	(24"D) 3'-7 3/16"

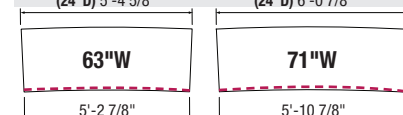


#### Approach side

Model number width listed is based on the approach side (iMod modesty side) of workstation.

#### Seated side

(30"D) 5'-5 1/16"	(30"D) 6'-1 5/16"
(26"D) 5'-4 3/4"	(26"D) 6'-1"
(24"D) 5'-4 5/8"	(24"D) 6'-0 7/8"



#### Approach side

Model number width listed is based on the approach side (iMod modesty side) of workstation.

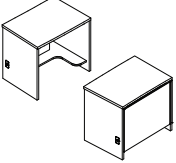
# Curved Computer Training Desks

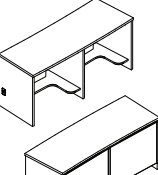
with iMod™ Wire Management System

## Curved Computer Training Desks with Laminate iMod™ Modesty

**Specify arc radius with either 48, 60, or 72 to complete model number Ex: 46-CL243630RX48**

- Standard CPU storage shelf right · Change "RX" to "LX" for left CPU storage shelf or "XX" for no CPU storage shelf
- CPU Storage Shelf Widths: See page 4 · Options & Factory Installed Accessories Available: See page 11

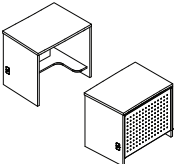
Single Desks - Laminate Modesty	D x W x H (in.)	ft <sup>3</sup> / lbs	Model	Arc Radius	List Price
		24 x 32 1/8 x 30	16.4 / 125	46-CL243230RX	
	24 x 36 1/8 x 30	18.3 / 133	46-CL243630RX		\$1,646
	24 x 42 1/8 x 30	21.2 / 144	46-CL244230RX		\$2,138
	26 x 32 1/8 x 30	17.7 / 130	46-CL263230RX		\$1,701
	26 x 36 1/8 x 30	19.8 / 138	46-CL263630RX		\$1,732
	26 x 42 1/8 x 30	22.9 / 150	46-CL264230RX		\$2,220
	30 x 32 1/8 x 30	20.2 / 140	46-CL303230RX		\$1,787
	30 x 36 1/8 x 30	22.6 / 148	46-CL303630RX		\$1,815
	30 x 42 1/8 x 30	26.1 / 161	46-CL304230RX		\$2,303

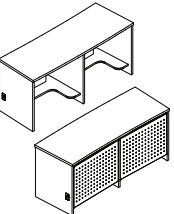
Double Desks - Laminate Modesty	D x W x H (in.)	ft <sup>3</sup> / lbs	Model	Arc Radius	List Price
		24 x 63 x 30	31.3 / 232	46-CL246330RX	
	24 x 71 x 30	35.2 / 248	46-CL247130RX		\$3,330
	26 x 63 x 30	33.8 / 240	46-CL266330RX		\$3,296
	26 x 71 x 30	37.9 / 256	46-CL267130RX		\$3,359
	30 x 63 x 30	38.6 / 257	46-CL306330RX		\$3,444
	30 x 71 x 30	43.3 / 273	46-CL307130RX		\$3,499

## Curved Computer Training Desks with Perforated Metal iMod™ Modesty

**Specify arc radius with either 48, 60, or 72 to complete model number Ex: 46-CM243630RX48**

- Standard CPU storage shelf right · Change "RX" to "LX" for left CPU storage shelf or "XX" for no CPU storage shelf
- CPU Storage Shelf Widths: See page 4 · Options & Factory Installed Accessories Available: See page 11

Single Desks - Perforated Metal Modesty	D x W x H (in.)	ft <sup>3</sup> / lbs	Model	Arc Radius	List Price
		24 x 32 1/8 x 30	16.4 / 125	46-CM243230RX	
	24 x 36 1/8 x 30	18.3 / 133	46-CM243630RX		\$2,202
	24 x 42 1/8 x 30	21.2 / 144	46-CM244230RX		\$2,689
	26 x 32 1/8 x 30	17.7 / 130	46-CM263230RX		\$2,231
	26 x 36 1/8 x 30	19.8 / 138	46-CM263630RX		\$2,323
	26 x 42 1/8 x 30	22.9 / 150	46-CM264230RX		\$2,822
	30 x 32 1/8 x 30	20.2 / 140	46-CM303230RX		\$2,425
	30 x 36 1/8 x 30	22.6 / 148	46-CM303630RX		\$2,523
	30 x 42 1/8 x 30	26.1 / 161	46-CM304230RX		\$3,051

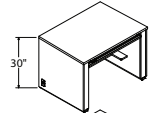
Double Desks - Perforated Metal Modesty	D x W x H (in.)	ft <sup>3</sup> / lbs	Model	Arc Radius	List Price
		24 x 63 x 30	31.3 / 232	46-CM246330RX	
	24 x 71 x 30	35.2 / 248	46-CM247130RX		\$4,200
	26 x 63 x 30	33.8 / 240	46-CM266330RX		\$4,170
	26 x 71 x 30	37.9 / 256	46-CM267130RX		\$4,381
	30 x 63 x 30	38.6 / 257	46-CM306330RX		\$4,521
	30 x 71 x 30	43.3 / 273	46-CM307130RX		\$4,719

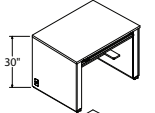
## Curved ADA Computer Training Desks with Electric Lifts

Electrically adjustable from base height 30" with 2 1/2" travel.

**Specify arc radius with either 48, 60, or 72 to complete model number Ex: 46-CM243630AD48**

- Standard CPU storage shelf right · Change "AD" to "AX" for no CPU storage shelf or add "-L" for left CPU storage shelf
- CPU Storage Shelf Widths: Contact Customer Service · Options & Factory Installed Accessories Available: See page 11
- FPA2124NK only available in 42" W units. NOTE: ADA Lift / Column Legs are standard Black metal.

Laminate Modesty	D x W x H (in.)	ft <sup>3</sup> / lbs	Model	Arc Radius	List Price
		24 x 38 1/4 x 30	18.3 / 133	46-CL243630AD	
	24 x 42 1/8 x 30	21.2 / 144	46-CL244230AD		\$6,407
	26 x 38 1/4 x 30	19.8 / 138	46-CL263630AD		\$5,938
	26 x 42 1/8 x 30	22.9 / 150	46-CL264230AD		\$6,490
	30 x 38 1/4 x 30	22.6 / 140	46-CL303630AD		\$6,083
	30 x 42 1/8 x 30	26.1 / 148	46-CL304230AD		\$6,572

Perforated Metal Modesty	D x W x H (in.)	ft <sup>3</sup> / lbs	Model	Arc Radius	List Price
		24 x 38 1/4 x 30	18.3 / 133	46-CM243630AD	
	24 x 42 1/8 x 30	21.2 / 144	46-CM244230AD		\$6,958
	26 x 38 1/4 x 30	19.8 / 138	46-CM263630AD		\$6,590
	26 x 42 1/8 x 30	22.9 / 150	46-CM264230AD		\$7,091
	30 x 38 1/4 x 30	22.6 / 140	46-CM303630AD		\$6,791
	30 x 42 1/8 x 30	26.1 / 148	46-CM304230AD		\$7,223

# Split-Top Computer Training Desks

with iMod™ Wire Management System

## How To Order

### 1. Select model number

Ex: 46-SL303630ST

- To specify an **ADA Height** unit, change height from 30 to **32** in model number and add \$236 for single desk or \$354 for double desk

ADA Height Example: 46-SL303632ST

### 2. Select laminate base and worksurface color (see page 60)

Ex: 227 044  
Base Worksurface

### 3. Select laminate base color for removable laminate iMod™ modesty or metal color (see page 61) for removable metal iMod™ modesty

Ex: 227 (Fashion Grey laminate color for laminate modesty)

PSL (Polished silver metal color for metal modesty)

### Optional Selections:

#### 4. Select Visual Display Options (see page 12)

Ex: SMA0203NK (Surface Mount Arm with NOVA keyboard drawer)

#### 5. Select Desk Options & Factory Installed Accessories (see page 11)

Ex: RWGSC (Star cut wire grommet)

**Note:** To indicate no power strip, add "-X" to model number and deduct \$50 for a single desk and \$100 for a double desk.

### Split-Top Options

- Standard 6" D x 27" H rear shelf intended for a flat panel monitor with small base or Surface Mount Arm (SMA0203NK or ASMA0203NK) Visual Display Option.

- 10" D x 27" H rear shelf option available for larger monitors. Add "-SP" to order with 10" D rear shelf  
**NOTE:** Not available with any Visual Display Options. 24" D Desks with this option are not available with Keyboard Drawer

#### Worksurface Depths (6" Shelf)

24" D Desks = 18" D front worksurface and 6" D rear shelf

30" D Desks = 24" D front worksurface and 6" D rear shelf

#### Worksurface Depths (10" Shelf)

24" D Desks = 14" D front worksurface and 10" D rear shelf

30" D Desks = 20" D front worksurface and 10" D rear shelf

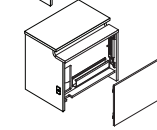
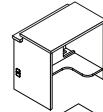
- Standard CPU storage shelf right
- Add "-LX" for left CPU storage shelf or "-XX" for no CPU storage shelf
- CPU Storage Shelf Width: See page 4

#### Available with Locking CPU Door

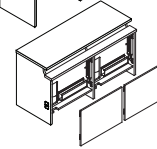
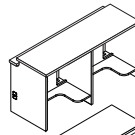
- Add \$424 for a single desk or \$848 for a double desk
- Add "-RD" for Locking CPU Door right, or "-LD" for Locking CPU Door left  
Not available on units 32" or 63" wide  
Not available with Contoured End Panels  
Deduct 1 1/2" from CPU width  
Locking iMod™ modesty automatically included

## Split-Top Computer Training Desks

### Laminate Modesty

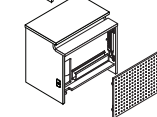
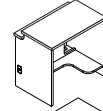


D x W x H (in.)	ft <sup>3</sup> / lbs	Model	List Price
24 x 32 1/8 x 30	16.0 / 120	46-SL243230ST	\$1,131
24 x 36 1/8 x 30	18.3 / 123	46-SL243630ST	\$1,147
24 x 42 1/8 x 30	21.2 / 130	46-SL244230ST	\$1,432
24 x 48 1/8 x 30	27.0 / 137	46-SL244830ST	\$1,658
30 x 32 1/8 x 30	20.0 / 135	46-SL303230ST	\$1,216
30 x 36 1/8 x 30	22.6 / 138	46-SL303630ST	\$1,232
30 x 42 1/8 x 30	26.1 / 145	46-SL304230ST	\$1,516
30 x 48 1/8 x 30	33.3 / 152	46-SL304830ST	\$1,743

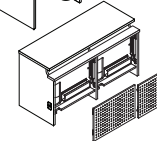
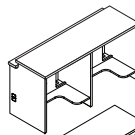


D x W x H (in.)	ft <sup>3</sup> / lbs	Model	List Price
24 x 63 x 30	31.3 / 200	46-DL246330ST	\$1,810
24 x 71 x 30	35.2 / 212	46-DL247130ST	\$1,936
30 x 63 x 30	38.6 / 220	46-DL306330ST	\$1,894
30 x 71 x 30	43.3 / 234	46-DL307130ST	\$2,027

### Perforated Metal Modesty



D x W x H (in.)	ft <sup>3</sup> / lbs	Model	List Price
24 x 32 1/8 x 30	16.0 / 120	46-SM243230ST	\$1,502
24 x 36 1/8 x 30	18.3 / 123	46-SM243630ST	\$1,516
24 x 42 1/8 x 30	21.2 / 130	46-SM244230ST	\$1,798
24 x 48 1/8 x 30	27.0 / 137	46-SM244830ST	\$2,025
30 x 32 1/8 x 30	20.0 / 135	46-SM303230ST	\$1,586
30 x 36 1/8 x 30	22.6 / 138	46-SM303630ST	\$1,600
30 x 42 1/8 x 30	26.1 / 145	46-SM304230ST	\$1,884
30 x 48 1/8 x 30	33.3 / 152	46-SM304830ST	\$2,110



D x W x H (in.)	ft <sup>3</sup> / lbs	Model	List Price
24 x 63 x 30	31.3 / 200	46-DM246330ST	\$2,547
24 x 71 x 30	35.2 / 212	46-DM247130ST	\$2,671
30 x 63 x 30	38.6 / 220	46-DM306330ST	\$2,637
30 x 71 x 30	43.3 / 234	46-DM307130ST	\$2,763



ASSEMBLY REQUIRED

# Options & Accessories

for Computer Training Desks with iMod™ Wire Management

## Options for Computer Training Desks

### Contoured end panels



Model	List Price
Not available on desks with Locking Door option (-D)	
-S	\$118 / Single Desk \$177 / Double Desk

### Locking CPU Door



To specify a locking CPU Door, replace "X" in the model number with "D"

**Example:** 46-SM243630RX becomes 46-SM243630RD

- Not available on desks 30", 32", or 63" wide
- Not available in combination with Contoured End Panels (-S)
- Deduct 1 1/2" from CPU width
- Locking iMod™ modesty automatically paired with locking CPU door

Model	List Price
-D	\$424 / Single Desk \$848 / Double Desk

### Locking iMod™ Modesty



To add locking iMod™ modesty, add "-L" to the end of model number (Locking Modesty automatically paired with Locking CPU Door)

- Available in both Laminate or Perforated Metal

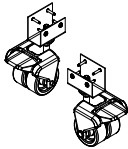
Model	List Price
-L	\$183 / Single Desk \$366 / Double Desk

### No Power Strip

Power strip included in all desks by default, to remove:

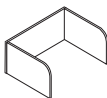
Model	List Price
-X	Deduct \$50 / Single Desk Deduct \$100 / Double Desk

### Casters



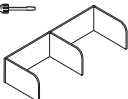
D x W x H (in.)	Model	List Price
To add casters, add "-C" to the end of model number. Includes stabilization bracket.		
<b>Single Desk / Set of 4 (2 locking, 2 non-locking)</b>		
2 5/8 x 1 3/4 x 3 1/4	-C	\$121 / set
<b>Double Desk / Set of 6 (2 locking, 4 non-locking)</b>		
2 5/8 x 1 3/4 x 3 1/4	-C	\$181 / set
<b>Teacher Standup / Set of 4</b>		
Will increase height by 2 3/4"		
3 1/2 x 3 x 4	-C	\$442 / set

### Privacy Panels for Single Desks



D x W x H (in.)	ft <sup>3</sup> / lbs	Model	List Price
For factory prep, must add "-PP" to end of model number. Specify base color only. 6" radius on front. Field installed.			
24 x 32 x 15	1.3 / 36	46-PP243215	\$475
24 x 36 x 15	1.5 / 37	46-PP243615	\$491
24 x 42 x 15	1.7 / 40	46-PP244215	\$539
24 x 48 x 15	1.9 / 42	46-PP244815	\$596
26 x 32 x 15	1.3 / 37	46-PP263215	\$499
26 x 36 x 15	1.5 / 38	46-PP263615	\$514
26 x 42 x 15	1.7 / 41	46-PP264215	\$564
26 x 48 x 15	1.9 / 43	46-PP264815	\$619
30 x 32 x 15	1.3 / 40	46-PP303215	\$528
30 x 36 x 15	1.5 / 42	46-PP303615	\$544
30 x 42 x 15	1.7 / 44	46-PP304215	\$600
30 x 48 x 15	1.9 / 47	46-PP304815	\$660

### Privacy Panels for Double Desks

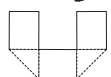


D x W x H (in.)	ft <sup>3</sup> / lbs	Model	List Price
24 x 63 x 15	1.6 / 48	46-PP246315	\$748
24 x 71 x 15	1.8 / 51	46-PP247115	\$841
26 x 63 x 15	1.6 / 49	46-PP266315	\$771
26 x 71 x 15	1.8 / 52	46-PP267115	\$866
30 x 63 x 15	1.6 / 52	46-PP306315	\$822
30 x 71 x 15	1.8 / 55	46-PP307115	\$926

### Wedges



Hardware included

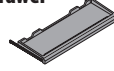


D x W x H (in.)	ft <sup>3</sup> / lbs	Model	List Price
90 Degree Angle - Includes end panels and grommet. Must specify base and worksurface color.			
<b>For 24" D desks:</b>			
24 x 33 15/16 x 30	16.9 / 49	46-WG24333090	\$541
<b>For 30" D desks:</b>			
30 x 42 3/16 x 30	26.1 / 63	46-WG30423090	\$577

## Factory Installed Accessories

Must specify location of grommet / power center at time of order

### Factory Installed NOVA Keyboard Drawer



Dimensions (in.)	Model	List Price
Keyboard length to fit desk ordered. Only ordered when NO Visual Display Option is chosen.		
24" - 34" wide	NK	\$163

### Rectangular Wire Grommet



Dimensions (in.)	Model	List Price
Rectangular black plastic grommet cover is removable for easy wire management.		
1 7/8" D x 3 1/4" W	WG1080	\$86

### Star Cut Wire Grommet



Dimensions (in.)	Model	List Price
Round black plastic grommet with rubber star cut opening allows more cords and cables to pass through.		
2 3/4" Diameter	RWGSC	\$102

### Pop-up Power Center



Dimensions (in.)	Model	List Price
Two grounded outlets. Fluid one touch accessibility. 6ft, 15 Amp cord. UL listed.		
3 3/4" D x 5" W	11225PP	\$418

### Pop-up Power / Data Center



Dimensions (in.)	Model	List Price
One grounded outlet. One opening for voice/data jack. Voice/Data Adapter Kit (included) provides adapters for couplers & jacks from a variety of manufacturers. Fluid one touch accessibility. 6ft, 15 Amp cord. UL listed.		
3 3/4" D x 5" W	11225PD	\$418

### Pop-up Power / USB Charging Center



Dimensions (in.)	Model	List Price
One grounded outlet. One USB charging duplex. Fluid one touch accessibility. 6ft, 15 Amp cord. UL Listed.		
3 3/4" D x 5" W	11225PC	\$478

### Round Flush Power Center



Dimensions (in.)	Model	List Price
Two grounded outlets. Clean, flush mount. 6ft, 15 Amp cord. UL listed.		
4" Diameter	3359PP	\$389

### Round Flush Power / USB Charging Center



Dimensions (in.)	Model	List Price
One grounded outlet. One USB charging duplex. Clean, flush mount. 6ft, 15 Amp cord. UL Listed.		
4" Diameter	3359PC	\$456

### Round Power Center



Dimensions (in.)	Model	List Price
One grounded outlet. Features spill-proof technology. 6ft, 15 Amp cord. UL Listed.		
2" Diameter	3825P	\$305

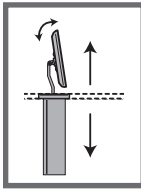




ASSEMBLY REQUIRED

# Visual Display Options

## Computer Training Desks



### The Trolley™

- Ships installed in most units.
- Maximum distance from center of wall mount VESA plate to bottom of monitor is 6 3/4" (171mm)

#### The Trolley™ E

##### Maximum Dimensions for Widescreen:

2 1/2" D x 18 7/8" W x 14 1/2" H up to 20" widescreen

- Patented Access door automatically opens and closes with the push of a button
- Low voltage electrical motor to lift & lower monitor
- Intelligent Motion Technology™ provides operational intuition

#### The Trolley™ EXL

##### Maximum Dimensions for Widescreen:

2 1/2" D x 22 7/8" W x 14 1/2" H up to 24" widescreen

Model	Wt(lbs)	Description	List Price
-------	---------	-------------	------------

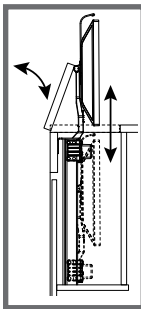
#### With NOVA Keyboard Drawer

NOVA Keyboard Drawer installed in assembled units only.

**International Customers:** The Trolley™ includes Universal Power Control Units, compatible with all power requirements inside and outside the U.S.

TE0724NK	25	Trolley™ E & NOVA Keyboard Drawer	\$1,700 / Single
TE0724NK	50	Trolley™ E & NOVA Keyboard Drawer	\$3,400 / Double
TE0728NK	25	Trolley™ EXL & NOVA Keyboard Drawer	\$2,255 / Single
TE0728NK	50	Trolley™ EXL & NOVA Keyboard Drawer	\$4,510 / Double

Available with **NOVA Linked™** To order, see page 22.



### The Trolley™ Lift

- Ships installed in most units.
- Maximum distance from center of wall mount VESA plate to bottom of monitor is 6 3/4" (171mm)

**Maximum Dimensions for Monitor without stand:**  
See Page 4 for Max Monitor Dimensions

- Lift opens hinged top in the 'up' position. Closes again in the 'down' position
- Low voltage electrical motor to lift & lower monitor
- Intelligent Motion Technology™ provides operational intuition

Model	Wt(lbs)	Description	List Price
-------	---------	-------------	------------

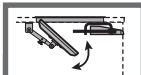
#### With NOVA Keyboard Drawer

NOVA Keyboard Drawer installed in assembled units only.

**International Customers:** The Trolley™ includes Universal Power Control Units, compatible with all power requirements inside and outside the U.S.

TLIFTNK	25	Trolley™ Lift & NOVA Keyboard Drawer	\$2,809 / Single
TLIFTNK	50	Trolley™ Lift & NOVA Keyboard Drawer	\$5,618 / Double

Available with **NOVA Linked™** To order, see page 22.



### Downview™

- Ships installed in most units.

#### 16" D x 21" W viewport (Widescreen)

**Maximum Dimensions for Widescreen:** 20 1/8" W x 12 1/2" H up to 21" widescreen

**24" min. worksurface depth**

#### 21" D x 24" W viewport (Widescreen)

**Maximum Dimensions for Widescreen:** 23 1/8" W x 19" H up to 24" widescreen

**30" min. worksurface depth**

#### 18" D x 21" W viewport (Widescreen)

**Maximum Dimensions for Widescreen:** 20 1/8" W x 14 1/2" H up to 21" widescreen

**26" min. worksurface depth**

- Tinted, tempered glass viewport
- Keeps monitor under glass below worksurface
- Ergonomic viewing angle

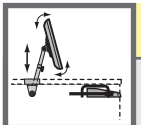
Model	Wt(lbs)	Description	List Price
-------	---------	-------------	------------

#### With NOVA Keyboard Drawer

Downview™ & NOVA Keyboard Drawer installed in assembled units only.

Optional Privacy/Glare visor sold separately, see page 58 for pricing.

FPA1621NK	35	16" D x 21" W Downview™ & NOVA Keyboard Drawer	\$550 / Single
FPA1621NK	70	16" D x 21" W Downview™ & NOVA Keyboard Drawer	\$1,100 / Double
FPA1821NK	35	18" D x 21" W Downview™ & NOVA Keyboard Drawer	\$583 / Single
FPA1821NK	70	18" D x 21" W Downview™ & NOVA Keyboard Drawer	\$1,166 / Double
FPA2124NK	39	21" D x 24" W Downview™ & NOVA Keyboard Drawer	\$742 / Single
FPA2124NK	78	21" D x 24" W Downview™ & NOVA Keyboard Drawer	\$1,484 / Double



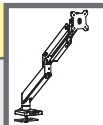
### Surface Mount Arm

- Installation required

#### Surface Mount Arm

**Maximum Weight:** 21 lbs  
**Maximum Dimensions:** Up to 24" widescreen

- Securely fastens monitor to worksurface
- Height and tilt adjustable



#### Articulating Surface Mount Arm

**Maximum Weight:** 33 lbs  
**Maximum Dimensions:** Up to 35" widescreen

Model	Wt(lbs)	Description	List Price
-------	---------	-------------	------------

#### With NOVA Keyboard Drawer

NOVA Keyboard Drawer installed in assembled units only.

SMA0203NK	13	SMA & NOVA Keyboard Drawer	\$421 / Single
SMA0203NK	26	SMA & NOVA Keyboard Drawer	\$842 / Double
ASMA0203NK	22	Articulating SMA & NOVA Keyboard Drawer	\$665 / Single
ASMA0203NK	44	Articulating SMA & NOVA Keyboard Drawer	\$1,330 / Double

# Computer Training Tables

## with iMod™ Wire Management System

### Features

- Solutions for all learning environments
- Visual Display Options available
- ADA compliant tables available
- Standard edge detail: 2mm Flat PVC. Matching edge banding colors
- Thermofused Melamine Worksurface; 1" Thick
- iMod™ compartment with removable modesty panels (locking optional; available in laminate or metal) for easy wire management
- Wire management system and power strip included per user
- Adjustable CPU Holder
- Manufactured with recycled post-industrial materials

### How To Order

#### 1. Select model number

Ex: 26-RL303630TL

- To specify an **ADA Height** unit, change height from 30 to **32** in model number and add \$236 for single table or \$354 for double table **ADA Height Ex: 26-RL303632TL**
- To specify an **ADA Lift** unit, change model number from R to **A** and add \$5,174. Available on single units with T-Legs only. **ADA Lift Ex: 26-AL303630TL**

#### 2. Select metal color for legs (see page 61), laminate color for worksurface, and laminate base color for iMod™ compartment (see page 60)

**Note:** Laminate iMod™ modesty will match base color, and Perforated Metal iMod™ modesty will match metal color.

Ex: PBL<sub>Metal</sub> 030<sub>Worksurface</sub> 174<sub>Base</sub>

#### Optional Selections:

#### 3. Casters or height-adjustable legs (Arched or T-Legs only)

For casters, add "-C" to the end of model number and add \$60 per leg.

Ex: 26-RL244230TL-C

For height-adjustable legs, add "-H" to the model number and add \$169 per leg.

Ex: 26-RL244230TL-H

#### 4. Select Visual Display Options (see page 17)

Ex: TE0728NK (The Trolley™ EXL with NOVA keyboard drawer)

#### 5. Select Options and Factory Installed Accessories (see page 15)

Ex: RWGSC (Star cut wire grommet)

#### Please Note:

Power strip, wire management, and CPU Holder are included with iMod™ Tables.

To indicate no power strip, add "-X" to model number and deduct \$50 per user.

To indicate no CPU Holder, add "-XC" to model number.

For alternate CPU holder sizes, contact Customer Service

### Model Number Structure



26-RL243630TL

**26**  
Series

**RL**  
Type

RL=Rectangle Top /  
Laminate iMod™  
RM=Rectangle Top /  
Metal iMod™  
AL=ADA Lift / Laminate  
iMod™  
AM=ADA Lift / Metal  
iMod™

**243630**  
Size

D x W x H

**TL**  
Leg Style

TL=T-Leg  
AL=Arched Leg

### Visual Display Options

#### The Trolley™ Monitor Lift System

Maximum dimensions for widescreen:

E: 2 ½" D x 18 7/8" W x 14 ½" H (63.5mm D x 479.4mm W x 368.3mm H)

EXL: 2 ½" D x 22 7/8" W x 14 ½" H (63.5mm D x 581mm W x 368.3mm H)

**NOTE:** Maximum distance from center of wall mount VESA plate to bottom of monitor is 6 ¾" (171mm)

Available with  **NOVA Linked™**

NOVA Linked™ is a networking system that provides complete control of NOVA's Trolley™ monitor lifts in a classroom or training room setting. To order, see page 22.

#### Downview™

Maximum monitor dimensions:

16x21 widescreen viewport: 20 1/8" W x 12 1/2" H (511mm W x 318mm H)

18x21 widescreen viewport: 20 1/8" W x 14 1/2" H (511mm W x 368mm H)

21x24 widescreen viewport: 23 1/8" W x 19" H (587mm W x 482mm H)

#### Surface Mount Arm

Maximum monitor dimensions:

Surface Mount Arm: Up to 24" widescreen

Articulating Surface Mount Arm: Up to 35" widescreen

Maximum monitor weight:

Surface Mount Arm: 21 lbs

Articulating Surface Mount Arm: 33 lbs

### Leg Base Styles & Options

#### Styles



T-Leg



Arched Leg

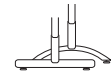
#### Options



T-Leg  
with Casters (-C)  
Add \$60 per leg



Arched Leg  
with Casters (-C)  
Add \$60 per leg



Height-adjustable Legs (-H)  
Adjustable height from 27"-37"  
Add \$169 per leg

### CPU Storage Widths Standard CPU Holder adjusts from 4 ¼" - 7 ½" W

#### Downview™ - 21" Wide Viewport

36" W Tables: 7" Max Width

42" W Tables: 7 ½" Max Width

72" W Tables: 7" Max Width

#### Downview™ - 24" Wide Viewport

36" W Tables: 4 ½" Max Width

42" W Tables: 7 ½" Max Width

72" W Tables: 4 ½" Max Width

#### Trolley™ E

36" W Tables: 7" Max Width

42" W Tables: 7 ½" Max Width

72" W Tables: 7" Max Width

#### Trolley™ EXL

36" W Tables: 4 ½" Max Width\*

42" W Tables: 7 ½" Max Width

72" W Tables: 4 ½" Max Width\*

#### Standard and SMA

All Table Widths: 7 ½" Max Width

\* Shipped with Medium Profile CPU Holder.  
Adjustment range: 3 ¼" to 5 ½" W



Assembly required  
for all products on  
this page

# Computer Training Tables

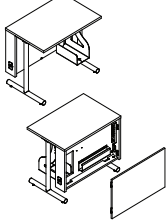
with iMod™ Wire Management System

## Computer Training Tables with Laminate iMod™ Modesty

• Standard CPU holder right • Add "-LC" for left CPU holder and "-XC" for no CPU holder

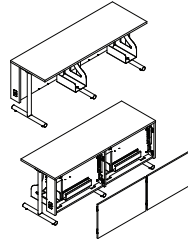
• CPU holder widths: See page 13 • Options & Factory Installed Accessories Available: See page 15

### T-Legs



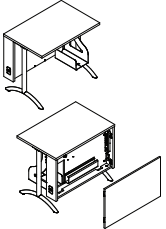
D x W x H (in.)	ft <sup>3</sup> / lbs	Model	List Price
Two leg bases - Single laminate modesty			
24 x 36 1/8 x 30	18.3 / 124	26-RL243630TL	\$1,474
24 x 42 x 30	21.2 / 131	26-RL244230TL	\$1,597
24 x 48 x 30	24.0 / 138	26-RL244830TL	\$1,822
Three leg bases - Double laminate modesty			
26 x 36 1/8 x 30	19.8 / 126	26-RL263630TL	\$1,518
26 x 42 x 30	22.9 / 134	26-RL264230TL	\$1,645
26 x 48 x 30	25.9 / 142	26-RL264830TL	\$1,871
30 x 36 1/8 x 30	22.6 / 133	26-RL303630TL	\$1,687
30 x 42 x 30	26.1 / 142	26-RL304230TL	\$1,828
30 x 48 x 30	29.6 / 151	26-RL304830TL	\$2,053

### T-Legs



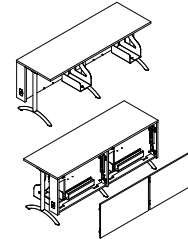
D x W x H (in.)	ft <sup>3</sup> / lbs	Model	List Price
Three leg bases - Double laminate modesty			
24 x 71 1/8 x 30	35.7 / 279	26-RL247230TL	\$2,608
26 x 71 1/8 x 30	38.4 / 283	26-RL267230TL	\$2,687
30 x 71 1/8 x 30	43.9 / 292	26-RL307230TL	\$2,983

### Arched Legs



D x W x H (in.)	ft <sup>3</sup> / lbs	Model	List Price
Two leg bases - Single laminate modesty			
24 x 36 1/8 x 30	18.3 / 124	26-RL243630AL	\$1,679
24 x 42 x 30	21.2 / 131	26-RL244230AL	\$1,805
24 x 48 x 30	24.0 / 138	26-RL244830AL	\$2,030
Three leg bases - Double laminate modesty			
26 x 36 1/8 x 30	19.8 / 126	26-RL263630AL	\$1,731
26 x 42 x 30	22.9 / 134	26-RL264230AL	\$1,860
26 x 48 x 30	25.9 / 142	26-RL264830AL	\$2,086
30 x 36 1/8 x 30	22.6 / 133	26-RL303630AL	\$1,921
30 x 42 x 30	26.1 / 142	26-RL304230AL	\$2,064
30 x 48 x 30	29.6 / 151	26-RL304830AL	\$2,291

### Arched Legs



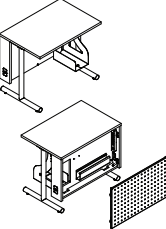
D x W x H (in.)	ft <sup>3</sup> / lbs	Model	List Price
Three leg bases - Double laminate modesty			
24 x 71 1/8 x 30	35.7 / 279	26-RL247230AL	\$2,918
26 x 71 1/8 x 30	38.4 / 283	26-RL267230AL	\$3,005
30 x 71 1/8 x 30	43.9 / 292	26-RL307230AL	\$3,339

## Computer Training Tables with Perforated Metal iMod™ Modesty

• Standard CPU holder right • Add "-LC" for left CPU holder and "-XC" for no CPU holder

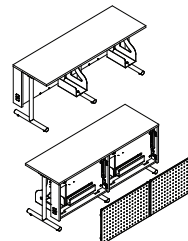
• CPU holder widths: See page 13 • Options & Factory Installed Accessories Available: See page 15

### T-Legs



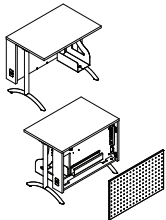
D x W x H (in.)	ft <sup>3</sup> / lbs	Model	List Price
Two leg bases - Single metal modesty			
24 x 36 1/8 x 30	18.3 / 124	26-RM243630TL	\$1,870
24 x 42 x 30	21.2 / 131	26-RM244230TL	\$2,020
24 x 48 x 30	24.0 / 138	26-RM244830TL	\$2,246
Three leg bases - Double metal modesty			
26 x 36 1/8 x 30	19.8 / 126	26-RM263630TL	\$1,914
26 x 42 x 30	22.9 / 134	26-RM264230TL	\$2,071
26 x 48 x 30	25.9 / 142	26-RM264830TL	\$2,296
30 x 36 1/8 x 30	22.6 / 133	26-RM303630TL	\$2,126
30 x 42 x 30	26.1 / 142	26-RM304230TL	\$2,296
30 x 48 x 30	29.6 / 151	26-RM304830TL	\$2,523

### T-Legs



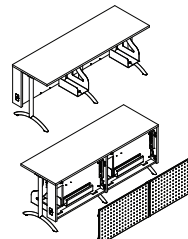
D x W x H (in.)	ft <sup>3</sup> / lbs	Model	List Price
Three leg bases - Double metal modesty			
24 x 71 1/8 x 30	35.7 / 279	26-RM247230TL	\$3,367
26 x 71 1/8 x 30	38.4 / 283	26-RM267230TL	\$3,445
30 x 71 1/8 x 30	43.9 / 292	26-RM307230TL	\$3,824

### Arched Legs



D x W x H (in.)	ft <sup>3</sup> / lbs	Model	List Price
Two leg bases - Single metal modesty			
24 x 36 1/8 x 30	18.3 / 124	26-RM243630AL	\$2,096
24 x 42 x 30	21.2 / 131	26-RM244230AL	\$2,251
24 x 48 x 30	24.0 / 138	26-RM244830AL	\$2,477
Three leg bases - Double metal modesty			
26 x 36 1/8 x 30	19.8 / 126	26-RM263630AL	\$2,148
26 x 42 x 30	22.9 / 134	26-RM264230AL	\$2,305
26 x 48 x 30	25.9 / 142	26-RM264830AL	\$2,532
30 x 36 1/8 x 30	22.6 / 133	26-RM303630AL	\$2,384
30 x 42 x 30	26.1 / 142	26-RM304230AL	\$2,559
30 x 48 x 30	29.6 / 151	26-RM304830AL	\$2,786

### Arched Legs



D x W x H (in.)	ft <sup>3</sup> / lbs	Model	List Price
Three leg bases - Double metal modesty			
24 x 71 1/8 x 30	35.7 / 279	26-RM247230AL	\$3,705
26 x 71 1/8 x 30	38.4 / 283	26-RM267230AL	\$3,796
30 x 71 1/8 x 30	43.9 / 292	26-RM307230AL	\$4,213



ASSEMBLY REQUIRED

# Options & Accessories

for Computer Tables with iMod™ Wire Management

## ADA Lift Option

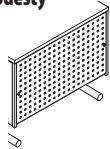
Electrically adjustable base height from 30" with 2 1/2" travel. Activated with buttons mounted beneath worksurface.

- To specify an **ADA Lift** unit, change model number from R to **A**  
**ADA Lift Ex: 26-AM303630TL**
- Note:** ADA Lift / Column Legs are standard Polished Black metal
- Available on single units with T-Legs only

Add \$5,174

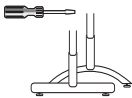
## Options for Computer Tables

### Locking iMod™ Modesty



Model	List Price
To add locking iMod™ modesty, add "-L" to the end of model number	
• Available in both Laminate or Perforated Metal	
-L	\$183 / Single Table \$366 / Double Table

### Height-adjustable Legs



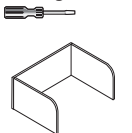
Model	List Price
To add height-adjustable legs, add "-H" to the end of model number	
• Adjustable height from 27" - 37"	
• Can be paired with casters	
-H	\$169 / Leg

### Casters



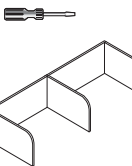
D x W x H (in.)	Model	List Price
To add casters, add "-C" to the end of model number		
Does not increase height of table		
Required per leg / Set of 2 (1 locking, 1 non-locking)		
2 5/8 x 1 3/4 x 3 1/4	-C	\$60 / leg

### Privacy Panels for Single Table



D x W x H (in.)	ft <sup>3</sup> / lbs	Model	List Price
For factory prep, must specify "PP" on table model number. Specify base color only. 6" radius on front. Field installed.			
24 x 36 x 15	1.5 / 37	26-PP243615	\$491
24 x 42 x 15	1.7 / 40	26-PP244215	\$539
24 x 48 x 15	1.9 / 42	26-PP244815	\$596
26 x 36 x 15	1.5 / 38	26-PP263615	\$514
26 x 42 x 15	1.7 / 41	26-PP264215	\$564
26 x 48 x 15	1.9 / 43	26-PP264815	\$619
30 x 36 x 15	1.5 / 42	26-PP303615	\$544
30 x 42 x 15	1.7 / 44	26-PP304215	\$600
30 x 48 x 15	1.9 / 47	26-PP304815	\$660

### Privacy Panels for Double Table



24 x 71 x 15	1.8 / 51	26-PP247115	\$841
26 x 71 x 15	1.8 / 52	26-PP267115	\$866
30 x 71 x 15	1.8 / 55	26-PP307115	\$926

## Factory Installed Accessories

Must specify location of grommet / power center at time of order

Factory Prepared NOVA Keyboard Drawer	Dimensions (in.)	Model	List Price
	Keyboard length to fit table ordered. Only ordered when NO Visual Display Option is chosen.		
	24" - 34" wide	NK	\$163

Rectangular Wire Grommet	Dimensions (in.)	Model	List Price
	Rectangular black plastic grommet cover is removable for easy wire management		
	1 7/8" D x 3 1/4" W	WG1080	\$86

Star Cut Wire Grommet	Dimensions (in.)	Model	List Price
	Round black plastic grommet with rubber star cut opening allows more cords and cables to pass through		
	2 3/4" Diameter	RWGSC	\$102

Pop-up Power Center	Dimensions (in.)	Model	List Price
	Two grounded outlets. Fluid one touch accessibility. 6ft, 15 Amp cord. UL listed.		
	3 3/4" D x 5" W	11225PP	\$418

Pop-up Power / Data Center	Dimensions (in.)	Model	List Price
	One grounded outlet. One opening for voice/data jack. Voice/Data Adapter Kit (included) provides adapters for couplers & jacks from a variety of manufacturers. Fluid one touch accessibility. 6ft, 15 Amp cord. UL listed.		
	3 3/4" D x 5" W	11225PD	\$418

Pop-up Power / USB Charging Center	Dimensions (in.)	Model	List Price
	One grounded outlet. One USB charging duplex. Fluid one touch accessibility. 6ft, 15 Amp cord. UL Listed.		
	3 3/4" D x 5" W	11225PC	\$478

Round Flush Power Center	Dimensions (in.)	Model	List Price
	Two grounded outlets. Clean, flush mount. 6ft, 15 Amp cord. UL listed.		
	4" Diameter	3359PP	\$389

Round Flush Power / USB Charging Center	Dimensions (in.)	Model	List Price
	One grounded outlet. One USB charging duplex. Clean, flush mount. 6ft, 15 Amp cord. UL Listed.		
	4" Diameter	3359PC	\$456

Round Power Center	Dimensions (in.)	Model	List Price
	One grounded outlet. Features spill-proof technology. 6ft, 15 Amp cord. UL Listed.		
	2" Diameter	3825P	\$305





Assembly required  
for all products on  
this page

# Study Carrels

## Features

- Solutions for library and learning resource environments
- Visual Display Options available
- ADA compliant kits available
- Standard edge detail: 2mm Flat PVC. Matching edge banding colors
- Thermofused Melamine Worksurface; 1" Thick
- Wire management system and power strip optional
- Manufactured with recycled post-industrial materials

## How To Order

### 1. Select model number

Ex: 65-SC303635CS (35" H Starter Study Carrel)

### 2. Select laminate base and worksurface color (see page 60)

Ex: 227      044  
Base      Worksurface

### Optional Selections:

### 3. Select Visual Display Options (see page 17)

Ex: TE0728NK (The Trolley™ EXL with NOVA keyboard drawer)

### 4. Select Options and Factory Prepared Accessories (see below)

Ex: 3359PP (Round Flush Power Center)

## Model Number Structure



**65**  
Series

**SC**  
Type

**303635**  
Size  
D x W x H

**CS**  
Placement  
CS=Starter  
CA=Add-on

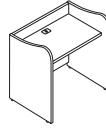
65-SC303635CS

## Study Carrels

Wire opening on top. If a Visual Display Option is specified, a CPU shelf, wire management channel, and power strip will be added. Rectangular black plastic grommet in worksurface and end panels. Worksurface height: 30". Worksurface depth: 28".

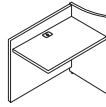
### 35" H Starter Study Carrel

D x W x H (in.)	ft <sup>3</sup> / lbs	Model	List Price
30 x 36 x 35	3.5 / 126	65-SC303635CS	\$1,069



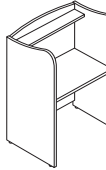
### 35" H Add-on Study Carrel

D x W x H (in.)	ft <sup>3</sup> / lbs	Model	List Price
30 x 35 x 35	2.8 / 99	65-SC303535CA	\$854



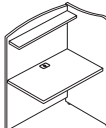
### 53" H Starter Study Carrel

D x W x H (in.)	ft <sup>3</sup> / lbs	Model	List Price
8" deep fixed accessory shelf. Clearance 15 3/8"			
30 x 36 x 53	4.7 / 167	65-SC303653CS	\$1,496



### 53" H Add-on Study Carrel

D x W x H (in.)	ft <sup>3</sup> / lbs	Model	List Price
8" deep fixed accessory shelf. Clearance 15 3/8"			
30 x 35 x 53	3.56 / 126	65-SC303553CA	\$1,173



## Study Carrel Options & Accessories

Must specify location of power center at time of order

### Pop-up Power Center



Dimensions (in.)	Model	List Price
Two grounded outlets. Fluid one touch accessibility. 6ft, 15 Amp cord. UL listed.		
3 3/4" D x 5" W	11225PP	\$418

### Pop-up Power / Data Center



Dimensions (in.)	Model	List Price
One grounded outlet. One opening for voice/data jack. Voice/Data Adapter Kit (included) provides adapters for couplers & jacks from a variety of manufacturers. Fluid one touch accessibility. 6ft, 15 Amp cord. UL listed.		
3 3/4" D x 5" W	11225PD	\$418

### Pop-up Power / USB Charging Center



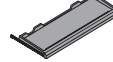
Dimensions (in.)	Model	List Price
One grounded outlet. One USB charging duplex. Fluid one touch accessibility. 6ft, 15 Amp cord. UL Listed.		
3 3/4" D x 5" W	11225PC	\$478

### Round Power Center



Dimensions (in.)	Model	List Price
One grounded outlet. Features spill-proof technology. 6ft, 15 Amp cord. UL Listed.		
2" Diameter	3825P	\$305

### Factory Prepared NOVA Keyboard Drawer



Dimensions (in.)	Model	List Price
Keyboard length to fit table ordered. Only ordered when NO Visual Display Option is chosen.		
24" - 34" wide	NK	\$163

### ADA Bracket Kit



Dimensions (in.)	Model	List Price
Metal bracket and hardware to raise the surface of any carrel from 30" to 32". Package of six. Order one kit per surface.		
1 x 1 x 4	65-KT010104AD	\$159

### Round Flush Power Center



Dimensions (in.)	Model	List Price
Two grounded outlets. Clean, flush mount. 6ft, 15 Amp cord. UL listed.		
4" Diameter	3359PP	\$389

### Round Flush Power / USB Charging Center



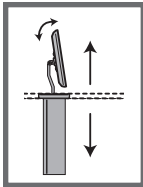
Dimensions (in.)	Model	List Price
One grounded outlet. One USB charging duplex. Clean, flush mount. 6ft, 15 Amp cord. UL Listed.		
4" Diameter	3359PC	\$456



Assembly required  
for all products on  
this page

# Visual Display Options

## Computer Tables and Study Carrels



### The Trolley™

- Installation required
- Maximum distance from center of wall mount VESA plate to bottom of monitor is 6 3/4" (171mm)

#### The Trolley™ E

**Maximum Dimensions for Widescreen:**  
2 1/2" D x 18 7/8" W x 14 1/2" H  
up to 20" widescreen

- Patented Access door automatically opens and closes with the push of a button
- Low voltage electrical motor to lift & lower monitor
- Intelligent Motion Technology™ provides operational intuition

#### The Trolley™ EXL

**Maximum Dimensions for Widescreen:**  
2 1/2" D x 22 7/8" W x 14 1/2" H  
up to 24" widescreen

Model	Wt(lbs)	Description	List Price
-------	---------	-------------	------------

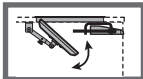
#### With NOVA Keyboard Drawer

NOVA Keyboard Drawer installed in assembled units only.

**International Customers:** The Trolley™ includes Universal Power Control Units, compatible with all power requirements inside and outside the U.S.

TE0724NK	48	Trolley™ E & NOVA Keyboard Drawer	\$1,700 / Single
TE0724NK	96	Trolley™ E & NOVA Keyboard Drawer	\$3,400 / Double
TE0728NK	48	Trolley™ EXL & NOVA Keyboard Drawer	\$2,255 / Single
TE0728NK	96	Trolley™ EXL & NOVA Keyboard Drawer	\$4,510 / Double

Available with  **NOVA Linked™** To order, see page 22.



### Downview™

- Installation required

#### 16" D x 21" W viewport (Widescreen)

**Maximum Dimensions for Widescreen:** 20 1/8" W x 12 1/2" H  
up to 21" widescreen

**24" min. worksurface depth**

#### 18" D x 21" W viewport (Widescreen)

**Maximum Dimensions for Widescreen:** 20 1/8" W x 14 1/2" H  
up to 21" widescreen

**26" min. worksurface depth**

#### 21" D x 24" W viewport (Widescreen)

**Maximum Dimensions for Widescreen:** 23 1/8" W x 19" H  
up to 24" widescreen

**30" min. worksurface depth**

- Tinted, tempered glass viewport
- Keeps monitor under glass below worksurface
- Ergonomic viewing angle

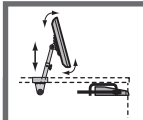
Model	Wt(lbs)	Description	List Price
-------	---------	-------------	------------

#### With NOVA Keyboard Drawer

Downview™ & NOVA Keyboard Drawer installed in assembled units only.

Optional Privacy/Glare visor sold separately, see page 58 for pricing.

FPA1621NK	35	16" D x 21" W Downview™ & NOVA Keyboard Drawer	\$550 / Single
FPA1621NK	70	16" D x 21" W Downview™ & NOVA Keyboard Drawer	\$1100 / Double
FPA1821NK	35	18" D x 21" W Downview™ & NOVA Keyboard Drawer	\$583 / Single
FPA1821NK	70	18" D x 21" W Downview™ & NOVA Keyboard Drawer	\$1166 / Double
FPA2124NK	39	21" D x 24" W Downview™ & NOVA Keyboard Drawer	\$742 / Single
FPA2124NK	78	21" D x 24" W Downview™ & NOVA Keyboard Drawer	\$1,484 / Double



### Surface Mount Arm

- Installation required

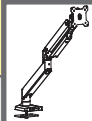
#### Surface Mount Arm

**Maximum Weight:** 21 lbs  
**Maximum Dimensions:** Up to 24" widescreen

- Securely fastens monitor to worksurface
- Height and tilt adjustable

#### Articulating Surface Mount Arm

**Maximum Weight:** 33 lbs  
**Maximum Dimensions:** Up to 35" widescreen



Model	Wt(lbs)	Description	List Price
-------	---------	-------------	------------

#### With NOVA Keyboard Drawer

NOVA Keyboard Drawer installed in assembled units only.

SMA0203NK	13	SMA & NOVA Keyboard Drawer	\$421 / Single
SMA0203NK	26	SMA & NOVA Keyboard Drawer	\$842 / Double
ASMA0203NK	22	Articulating SMA & NOVA Keyboard Drawer	\$665 / Single
ASMA0203NK	44	Articulating SMA & NOVA Keyboard Drawer	\$1,330 / Double



Assembly required  
for all products on  
this page

# Multi-Purpose Tables

## How To Order

### 1. Select model number

Ex: 25-RT247230TL

### 2. Select metal color for legs (see page 61), and laminate color for work surface (see page 60)

Ex: **PBL** **O44**  
Metal Worksurface

### Optional Selections:

### 3. Casters or height-adjustable legs (Arched Legs, T-Legs, or C-Legs only)

For casters, add "-C" to the end of model number and add \$60 per leg.

Ex: 25-RT247230TL-C

For height-adjustable legs, add "-H" to the model number and add \$169 per leg.

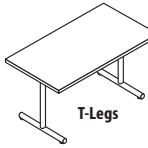
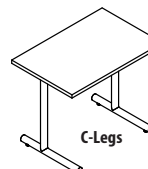
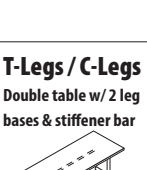
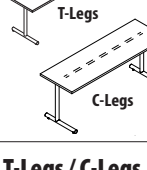
Ex: 25-RT247230TL-H

### 4. Select Options and Factory Prepared Accessories (see page 15)

Ex: RWGSC (Star cut wire grommet)

## Rectangle Tables

Complete Model number replacing blank " \_ " with "T" for T-Leg option or "C" for C-Leg option (Ex: 25-RT303630CL)

T-Legs / C-Legs	D x W x H (in.)	ft <sup>3</sup> / lbs	Model	List Price
Table w/ 2 leg bases 	18 x 36 x 30	5.5 / 50	25-RT183630_L	\$683
	18 x 42 x 30	5.7 / 55	25-RT184230_L	\$697
	18 x 48 x 30	6.4 / 59	25-RT184830_L	\$710
	18 x 60 x 30	6.6 / 86	25-RT186030_L	\$775
	24 x 36 x 30	6.0 / 61	25-RT243630_L	\$721
	24 x 42 x 30	6.3 / 65	25-RT244230_L	\$738
	24 x 48 x 30	6.7 / 71	25-RT244830_L	\$754
	24 x 60 x 30	7.4 / 102	25-RT246030_L	\$820
	30 x 36 x 30	6.5 / 68	25-RT303630_L	\$781
	30 x 42 x 30	6.9 / 74	25-RT304230_L	\$805
	30 x 48 x 30	7.5 / 80	25-RT304830_L	\$847
	30 x 60 x 30	8.3 / 114	25-RT306030_L	\$935
	36 x 42 x 30	7.6 / 97	25-RT364230_L	\$875
	36 x 48 x 30	8.1 / 104	25-RT364830_L	\$909
	36 x 60 x 30	9.2 / 136	25-RT366030_L	\$1,023

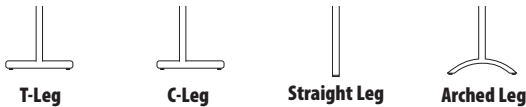
## Model Number Structure

25	-	RT	247230	TL
<b>Series</b>		<b>Top Shape</b>	<b>Size</b>	<b>Leg</b>
25=Standard table 27=Double table with stiffener bar instead of middle leg		RT=Rectangle	D x W x H	TL=T-Leg CL=C-Leg AL=Arched Leg SL=Straight Leg TC=T-Leg w/ casters* CC=C-Leg w/ casters* AC=Arched Leg w/ casters* *Nesting tables only

## Leg Base Styles & Options

- 2" diameter metal legs, 16 gauge metal
- Leg mounting plates ¼" thick
- Powder coated paint


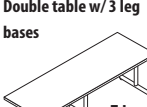

### Styles


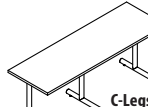








### Options



**Height-adjustable Legs (-H)**  
Available with T-Legs & Arched Legs only  
Adjustable height from 27"-37"  
Add \$169 per leg

T-Legs / C-Legs	D x W x H (in.)	ft <sup>3</sup> / lbs	Model	List Price
Double table w/ 2 leg bases & stiffener bar 	18 x 72 x 30	8.2 / 93	27-RT187230_L	\$832
	18 x 84 x 30	8.8 / 101	27-RT188430_L	\$1,064
	24 x 72 x 30	9.2 / 111	27-RT247230_L	\$996
	24 x 84 x 30	10.0 / 120	27-RT248430_L	\$1,177
	30 x 72 x 30	10.3 / 126	27-RT307230_L	\$1,017
	30 x 84 x 30	11.2 / 138	27-RT308430_L	\$1,360
	36 x 72 x 30	11.3 / 151	27-RT367230_L	\$1,162
	36 x 84 x 30	12.4 / 165	27-RT368430_L	\$1,458

T-Legs / C-Legs	D x W x H (in.)	ft <sup>3</sup> / lbs	Model	List Price
Double table w/ 3 leg bases 	18 x 72 x 30	8.2 / 93	25-RT187230_L	\$832
	18 x 84 x 30	8.8 / 101	25-RT188430_L	\$1,064
	18 x 96 x 30	9.4 / 107	25-RT189630_L	\$1,276
	24 x 72 x 30	9.2 / 111	25-RT247230_L	\$996
	24 x 84 x 30	10.0 / 120	25-RT248430_L	\$1,177
	24 x 96 x 30	10.7 / 130	25-RT249630_L	\$1,441
	30 x 72 x 30	10.3 / 126	25-RT307230_L	\$1,017
	30 x 84 x 30	11.2 / 138	25-RT308430_L	\$1,360
	30 x 96 x 30	12.1 / 150	25-RT309630_L	\$1,592
	36 x 72 x 30	11.3 / 151	25-RT367230_L	\$1,162
	36 x 84 x 30	12.4 / 165	25-RT368430_L	\$1,458
	36 x 96 x 30	13.2 / 181	25-RT369630_L	\$1,691

Straight Legs	D x W x H (in.)	ft <sup>3</sup> / lbs	Model	List Price
Table w/ 4 leg bases 	18 x 36 x 30	2.3 / 50	25-RT183630SL	\$683
	18 x 42 x 30	2.5 / 55	25-RT184230SL	\$697
	18 x 48 x 30	2.8 / 59	25-RT184830SL	\$710
	18 x 60 x 30	3.3 / 86	25-RT186030SL	\$775
	24 x 36 x 30	2.7 / 61	25-RT243630SL	\$721
	24 x 42 x 30	3.1 / 65	25-RT244230SL	\$738
	24 x 48 x 30	3.5 / 71	25-RT244830SL	\$754
	24 x 60 x 30	4.2 / 102	25-RT246030SL	\$820
	30 x 36 x 30	3.3 / 68	25-RT303630SL	\$781
	30 x 42 x 30	3.7 / 74	25-RT304230SL	\$805
	30 x 48 x 30	4.2 / 80	25-RT304830SL	\$847
	30 x 60 x 30	5.1 / 114	25-RT306030SL	\$935
	36 x 42 x 30	4.4 / 97	25-RT364230SL	\$875
	36 x 48 x 30	4.9 / 104	25-RT364830SL	\$909
	36 x 60 x 30	5.9 / 136	25-RT366030SL	\$1,023



ALL


Assembly required  
for all products on  
this page

# Multi-Purpose Tables

## Rectangle Tables

### Straight Legs

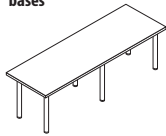
Double table w/ 4 leg  
bases & stiffener bar



D x W x H (in.)	ft <sup>3</sup> / lbs	Model	List Price
18 x 72 x 30	4.2 / 93	27-RT187230SL	\$832
18 x 84 x 30	4.7 / 101	27-RT188430SL	\$1,064
24 x 72 x 30	5.3 / 111	27-RT247230SL	\$996
24 x 84 x 30	5.9 / 120	27-RT248430SL	\$1,177
30 x 72 x 30	6.2 / 126	27-RT307230SL	\$1,017
30 x 84 x 30	7.2 / 138	27-RT308430SL	\$1,360
36 x 72 x 30	6.5 / 151	27-RT367230SL	\$1,162
36 x 84 x 30	8.4 / 165	27-RT368430SL	\$1,458

### Straight Legs

Double table w/ 6 leg  
bases



D x W x H (in.)	ft <sup>3</sup> / lbs	Model	List Price
18 x 72 x 30	4.2 / 93	25-RT187230SL	\$900
18 x 84 x 30	4.7 / 101	25-RT188430SL	\$1,150
18 x 96 x 30	5.3 / 107	25-RT189630SL	\$1,379
24 x 72 x 30	5.3 / 111	25-RT247230SL	\$1,076
24 x 84 x 30	5.9 / 120	25-RT248430SL	\$1,271
24 x 96 x 30	6.7 / 130	25-RT249630SL	\$1,556
30 x 72 x 30	6.2 / 126	25-RT307230SL	\$1,098
30 x 84 x 30	7.2 / 138	25-RT308430SL	\$1,469
30 x 96 x 30	8.1 / 150	25-RT309630SL	\$1,721
36 x 72 x 30	6.5 / 151	25-RT367230SL	\$1,255
36 x 84 x 30	8.4 / 165	25-RT368430SL	\$1,576
36 x 96 x 30	9.4 / 181	25-RT369630SL	\$1,828

### Arched Legs


Table w/ 2 leg bases



D x W x H (in.)	ft <sup>3</sup> / lbs	Model	List Price
18 x 36 x 30	5.5 / 50	25-RT183630AL	\$877
18 x 42 x 30	5.7 / 55	25-RT184230AL	\$898
18 x 48 x 30	6.1 / 59	25-RT184830AL	\$936
18 x 60 x 30	6.6 / 86	25-RT186030AL	\$1,081
24 x 36 x 30	6.0 / 61	25-RT243630AL	\$924
24 x 42 x 30	6.3 / 65	25-RT244230AL	\$950
24 x 48 x 30	6.7 / 71	25-RT244830AL	\$970
24 x 60 x 30	7.4 / 102	25-RT246030AL	\$1,151
30 x 36 x 30	6.5 / 68	25-RT303630AL	\$951
30 x 42 x 30	6.9 / 74	25-RT304230AL	\$982
30 x 48 x 30	7.5 / 80	25-RT304830AL	\$1,020
30 x 60 x 30	8.3 / 114	25-RT306030AL	\$1,246
36 x 42 x 30	7.6 / 97	25-RT364230AL	\$1,043
36 x 48 x 30	8.1 / 104	25-RT364830AL	\$1,084
36 x 60 x 30	9.2 / 136	25-RT366030AL	\$1,314

### Arched Legs

Double table w/ 2 leg  
bases & stiffener bar




D x W x H (in.)	ft <sup>3</sup> / lbs	Model	List Price
18 x 72 x 30	8.2 / 93	27-RT187230AL	\$1,161
18 x 84 x 30	8.8 / 101	27-RT188430AL	\$1,427
24 x 72 x 30	9.2 / 111	27-RT247230AL	\$1,255
24 x 84 x 30	10.0 / 120	27-RT248430AL	\$1,508
30 x 72 x 30	10.3 / 126	27-RT307230AL	\$1,326
30 x 84 x 30	11.2 / 138	27-RT308430AL	\$1,709
36 x 72 x 30	11.3 / 151	27-RT367230AL	\$1,490
36 x 84 x 30	12.4 / 165	27-RT368430AL	\$1,817

## Rectangle Tables

### Arched Legs

Double table w/ 3  
leg bases



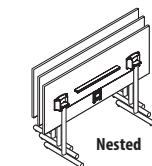
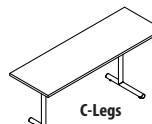
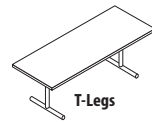
D x W x H (in.)	ft <sup>3</sup> / lbs	Model	List Price
18 x 72 x 30	8.2 / 93	25-RT187230AL	\$1,161
18 x 84 x 30	8.8 / 101	25-RT188430AL	\$1,427
18 x 96 x 30	9.4 / 107	25-RT189630AL	\$1,796
24 x 72 x 30	9.2 / 111	25-RT247230AL	\$1,255
24 x 84 x 30	10.0 / 120	25-RT248430AL	\$1,508
24 x 96 x 30	10.7 / 130	25-RT249630AL	\$1,881
30 x 72 x 30	10.3 / 126	25-RT307230AL	\$1,326
30 x 84 x 30	11.2 / 138	25-RT308430AL	\$1,709
30 x 96 x 30	12.1 / 150	25-RT309630AL	\$2,086
36 x 72 x 30	11.3 / 151	25-RT367230AL	\$1,490
36 x 84 x 30	12.4 / 165	25-RT368430AL	\$1,817
36 x 96 x 30	13.2 / 181	25-RT369630AL	\$2,191

## Nesting Tables

Stiffener bar included on tables 60" or wider. Complete Model number replacing blank " \_ " with "T" for T-Leg option or "C" for C-Leg option (Ex: 25-NT303630CL)

### T-Legs / C-Legs

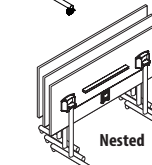
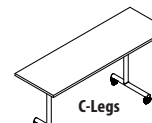
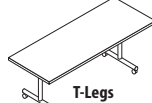
Table with folding top



D x W x H (in.)	ft <sup>3</sup> / lbs	Model	List Price
18 x 36 x 30	5.4 / 50	25-NT183630_L	\$911
18 x 42 x 30	5.7 / 55	25-NT184230_L	\$972
18 x 48 x 30	6.1 / 59	25-NT184830_L	\$1,034
18 x 60 x 30	6.6 / 65	25-NT186030_L	\$1,222
18 x 72 x 30	7.1 / 72	25-NT187230_L	\$1,270
18 x 84 x 30	7.7 / 80	25-NT188430_L	\$1,322
18 x 96 x 30	8.2 / 86	25-NT189630_L	\$1,368
24 x 36 x 30	6.1 / 61	25-NT243630_L	\$974
24 x 42 x 30	6.3 / 65	25-NT244230_L	\$1,035
24 x 48 x 30	6.7 / 71	25-NT244830_L	\$1,097
24 x 60 x 30	7.5 / 80	25-NT246030_L	\$1,296
24 x 72 x 30	8.2 / 89	25-NT247230_L	\$1,325
24 x 84 x 30	8.9 / 98	25-NT248430_L	\$1,427
24 x 96 x 30	9.6 / 108	25-NT249630_L	\$1,508
30 x 36 x 30	6.5 / 68	25-NT303630_L	\$1,047
30 x 42 x 30	6.9 / 74	25-NT304230_L	\$1,103
30 x 48 x 30	7.4 / 80	25-NT304830_L	\$1,162
30 x 60 x 30	8.3 / 91	25-NT306030_L	\$1,403
30 x 72 x 30	9.2 / 103	25-NT307230_L	\$1,466
30 x 84 x 30	10.1 / 115	25-NT308430_L	\$1,485
30 x 96 x 30	10.9 / 127	25-NT309630_L	\$1,590

### T-Legs / C-Legs

Table with folding top  
& casters



D x W x H (in.)	ft <sup>3</sup> / lbs	Model	List Price
18 x 36 x 30	5.4 / 52	25-NT183630_C	\$1,047
18 x 42 x 30	5.7 / 57	25-NT184230_C	\$1,108
18 x 48 x 30	6.1 / 61	25-NT184830_C	\$1,169
18 x 60 x 30	6.6 / 67	25-NT186030_C	\$1,359
18 x 72 x 30	7.1 / 74	25-NT187230_C	\$1,404
18 x 84 x 30	7.7 / 82	25-NT188430_C	\$1,458
18 x 96 x 30	8.2 / 88	25-NT189630_C	\$1,504
24 x 36 x 30	6.1 / 63	25-NT243630_C	\$1,111
24 x 42 x 30	6.3 / 67	25-NT244230_C	\$1,171
24 x 48 x 30	6.7 / 73	25-NT244830_C	\$1,234
24 x 60 x 30	7.5 / 82	25-NT246030_C	\$1,431
24 x 72 x 30	8.2 / 91	25-NT247230_C	\$1,512
24 x 84 x 30	8.9 / 100	25-NT248430_C	\$1,562
24 x 96 x 30	9.6 / 110	25-NT249630_C	\$1,645
30 x 36 x 30	6.5 / 70	25-NT303630_C	\$1,179
30 x 42 x 30	6.9 / 76	25-NT304230_C	\$1,236
30 x 48 x 30	7.4 / 82	25-NT304830_C	\$1,299
30 x 60 x 30	8.3 / 93	25-NT306030_C	\$1,538
30 x 72 x 30	9.2 / 105	25-NT307230_C	\$1,602
30 x 84 x 30	10.1 / 117	25-NT308430_C	\$1,621
30 x 96 x 30	10.9 / 129	25-NT309630_C	\$1,724



Assembly required  
for all products on  
this page

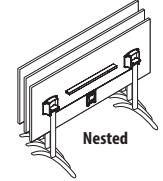
# Multi-Purpose Tables

## Nesting Tables

Stiffener bar included on tables 60" or wider

### Arched Legs

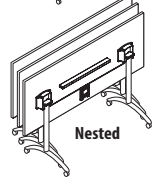

Table with folding top



D x W x H (in.)	ft <sup>3</sup> / lbs	Model	List Price
18 x 36 x 30	5.4 / 50	25-NT183630AL	\$1,134
18 x 42 x 30	5.7 / 55	25-NT184230AL	\$1,212
18 x 48 x 30	6.1 / 59	25-NT184830AL	\$1,247
18 x 60 x 30	6.6 / 65	25-NT186030AL	\$1,387
18 x 72 x 30	7.1 / 72	25-NT187230AL	\$1,434
18 x 84 x 30	7.7 / 80	25-NT188430AL	\$1,497
18 x 96 x 30	8.2 / 86	25-NT189630AL	\$1,538
24 x 36 x 30	6.1 / 61	25-NT243630AL	\$1,158
24 x 42 x 30	6.3 / 65	25-NT244230AL	\$1,219
24 x 48 x 30	6.7 / 71	25-NT244830AL	\$1,315
24 x 60 x 30	7.5 / 80	25-NT246030AL	\$1,469
24 x 72 x 30	8.2 / 89	25-NT247230AL	\$1,502
24 x 84 x 30	8.9 / 98	25-NT248430AL	\$1,609
24 x 96 x 30	9.6 / 108	25-NT249630AL	\$1,696
30 x 36 x 30	6.5 / 68	25-NT303630AL	\$1,197
30 x 42 x 30	6.9 / 74	25-NT304230AL	\$1,279
30 x 48 x 30	7.4 / 80	25-NT304830AL	\$1,417
30 x 60 x 30	8.3 / 91	25-NT306030AL	\$1,589
30 x 72 x 30	9.2 / 103	25-NT307230AL	\$1,653
30 x 84 x 30	10.1 / 115	25-NT308430AL	\$1,673
30 x 96 x 30	10.9 / 127	25-NT309630AL	\$1,790

### Arched Legs

Table with folding top  
& casters



18 x 36 x 30	5.4 / 52	25-NT183630AC	\$1,226
18 x 42 x 30	5.7 / 57	25-NT184230AC	\$1,296
18 x 48 x 30	6.1 / 61	25-NT184830AC	\$1,383
18 x 60 x 30	6.6 / 67	25-NT186030AC	\$1,524
18 x 72 x 30	7.1 / 74	25-NT187230AC	\$1,573
18 x 84 x 30	7.7 / 82	25-NT188430AC	\$1,633
18 x 96 x 30	8.2 / 88	25-NT189630AC	\$1,675
24 x 36 x 30	6.1 / 63	25-NT243630AC	\$1,271
24 x 42 x 30	6.3 / 67	25-NT244230AC	\$1,346
24 x 48 x 30	6.7 / 73	25-NT244830AC	\$1,449
24 x 60 x 30	7.5 / 82	25-NT246030AC	\$1,604
24 x 72 x 30	8.2 / 91	25-NT247230AC	\$1,633
24 x 84 x 30	8.9 / 100	25-NT248430AC	\$1,744
24 x 96 x 30	9.6 / 110	25-NT249630AC	\$1,828
30 x 36 x 30	6.5 / 70	25-NT303630AC	\$1,332
30 x 42 x 30	6.9 / 76	25-NT304230AC	\$1,415
30 x 48 x 30	7.4 / 82	25-NT304830AC	\$1,553
30 x 60 x 30	8.3 / 93	25-NT306030AC	\$1,609
30 x 72 x 30	9.2 / 105	25-NT307230AC	\$1,787
30 x 84 x 30	10.1 / 117	25-NT308430AC	\$1,807
30 x 96 x 30	10.9 / 129	25-NT309630AC	\$1,925

## Square Tables

### Metal Straight X-Leg



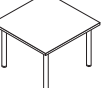
D x W x H (in.)	ft <sup>3</sup> / lbs	Model	List Price
30 x 30 x 30	17.9 / 46	25-SQ303030XS	\$701
36 x 36 x 30	18.9 / 67	25-SQ363630XS	\$823
42 x 42 x 30	20.1 / 85	25-SQ424230XS	\$1,108
48 x 48 x 30	21.4 / 102	25-SQ484830XS	\$1,186

### Metal Arched X-Leg



30 x 30 x 30	17.9 / 46	25-SQ303030XA	\$909
36 x 36 x 30	18.9 / 67	25-SQ363630XA	\$995
42 x 42 x 30	20.1 / 85	25-SQ424230XA	\$1,247
48 x 48 x 30	21.4 / 102	25-SQ484830XA	\$1,311

### Metal Straight Leg



30 x 30 x 30	2.9 / 46	25-SQ303030SL	\$909
36 x 36 x 30	3.8 / 67	25-SQ363630SL	\$995
42 x 42 x 30	4.9 / 85	25-SQ424230SL	\$1,247
48 x 48 x 30	6.3 / 102	25-SQ484830SL	\$1,311

## Round Tables

### Metal Straight X-Leg



D x W x H (in.)	ft <sup>3</sup> / lbs	Model	List Price
30 x 30 x 30	17.9 / 46	25-FR303030XS	\$728
36 x 36 x 30	18.9 / 67	25-FR363630XS	\$838
42 x 42 x 30	20.1 / 85	25-FR424230XS	\$1,130
48 x 48 x 30	21.4 / 102	25-FR484830XS	\$1,243

### Metal Arched X-Leg



30 x 30 x 30	17.9 / 46	25-FR303030XA	\$933
36 x 36 x 30	18.9 / 67	25-FR363630XA	\$1,024
42 x 42 x 30	20.1 / 85	25-FR424230XA	\$1,328
48 x 48 x 30	21.4 / 102	25-FR484830XA	\$1,379

### Metal Straight Leg



30 x 30 x 30	2.9 / 46	25-FR303030SL	\$933
36 x 36 x 30	3.8 / 67	25-FR363630SL	\$1,024
42 x 42 x 30	4.9 / 85	25-FR424230SL	\$1,328
48 x 48 x 30	6.3 / 102	25-FR484830SL	\$1,379

### Laminate Cross Base



Specify laminate base and worksurface colors			
36 x 36 x 30	3.8 / 67	25-FR363630CB	\$838
42 x 42 x 30	4.9 / 85	25-FR424230CB	\$1,130
48 x 48 x 30	6.3 / 102	25-FR484830CB	\$1,243

## Quarter Round Tables

### Metal Straight X-Leg



D x W x H (in.)	ft <sup>3</sup> / lbs	Model	List Price
24 x 24 x 30	17.1 / 32	25-QR242430XS	\$786
30 x 30 x 30	17.9 / 47	25-QR303030XS	\$925
36 x 36 x 30	18.9 / 62	25-QR363630XS	\$1,028

### Metal Arched X-Leg



24 x 24 x 30	17.1 / 32	25-QR242430XA	\$1,049
30 x 30 x 30	17.9 / 47	25-QR303030XA	\$1,147
36 x 36 x 30	18.9 / 62	25-QR363630XA	\$1,260

### Metal Straight Leg



24 x 24 x 30	1.1 / 32	25-QR242430SL	\$1,049
30 x 30 x 30	2.9 / 47	25-QR303030SL	\$1,147
36 x 36 x 30	3.8 / 62	25-QR363630SL	\$1,260

### Metal T-Leg

For stability only.  
Designed to attach to  
other units on both sides



30 x 30 x 30	6.1 / 44	25-QR303030TL	\$924
36 x 36 x 30	7.1 / 59	25-QR363630TL	\$1,028








Assembly required  
for all products on  
this page

# Multi-Purpose Tables

## Table Bridges


18° Bridge	D x W x H (in.)	ft <sup>3</sup> / lbs	Model	List Price
	18 x 18 x 1	1.0 / 4	25-WG18180118	\$264
	24 x 24 x 1	1.6 / 10	25-WG24240118	\$284
	30 x 30 x 1	2.4 / 25	25-WG30300118	\$293
	36 x 36 x 1	3.4 / 32	25-WG36360118	\$312

30° Bridge	D x W x H (in.)	ft <sup>3</sup> / lbs	Model	List Price
	18 x 18 x 1	1.0 / 4	25-WG18180130	\$264
	24 x 24 x 1	1.6 / 10	25-WG24240130	\$284
	30 x 30 x 1	2.4 / 25	25-WG30300130	\$293
	36 x 36 x 1	3.4 / 32	25-WG36360130	\$312

45° Bridge	D x W x H (in.)	ft <sup>3</sup> / lbs	Model	List Price
	18 x 18 x 1	1.0 / 4	25-WG18180145	\$264
	24 x 24 x 1	1.6 / 10	25-WG24240145	\$284
	30 x 30 x 1	2.4 / 25	25-WG30300145	\$293

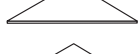
Leg is for stability only. Designed to attach to other units on both sides

36 x 36 x 30	7.1 / 59	25-WG36360145	\$639
--------------	----------	---------------	-------

60° Bridge	D x W x H (in.)	ft <sup>3</sup> / lbs	Model	List Price
	18 x 18 x 1	1.4 / 4	25-WG18180160	\$264
	24 x 24 x 1	2.1 / 10	25-WG24240160	\$284

Leg is for stability only. Designed to attach to other units on both sides


30 x 30 x 30	6.1 / 44	25-WG30300160	\$620
36 x 36 x 30	7.1 / 59	25-WG36360160	\$639

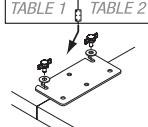
90° Bridge	D x W x H (in.)	ft <sup>3</sup> / lbs	Model	List Price
	18 x 18 x 1	1.4 / 4	25-WG18180190	\$264
	24 x 24 x 1	2.1 / 10	25-WG24240190	\$284

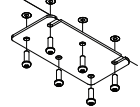
Leg is for stability only. Designed to attach to other units on both sides

30 x 30 x 30	6.1 / 44	25-WG30300190	\$620
36 x 36 x 30	7.1 / 59	25-WG36360190	\$639

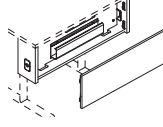
## Stiffener Bar & Quick Connector

Stiffener Bar	Table Width	ft <sup>3</sup> / lbs	Model	List Price
	Use to prevent sagging of top. Standard color is Standard Black metal.			
	48" W Table	0.4 / 1	25-ST014802	\$117
	60" W Table	0.5 / 1	25-ST016002	\$117
	72" W Table	0.6 / 2	25-ST017202	\$150
	84" W Table	0.6 / 3	25-ST018402	\$162
	96" W Table	0.7 / 4	25-ST019602	\$189

Quick Connector	D x W (in.)	ft <sup>3</sup> / lbs	Model	List Price
	Use when chaining two or more tables. Standard color is Standard Black metal.			
	3 x 6	0.1 / 0.5	25-QC060600	\$60

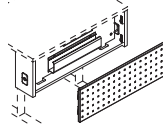
Mending & Bridge Plate Kit	D x W (in.)	ft <sup>3</sup> / lbs	Model	List Price
	Use when chaining two or more tables. Standard color is Standard Black metal.			
	2 x 5 1/2	0.1 / 0.5	26-MEND01	\$60

## iMod™ Compartments

iMod™ w/ Laminate Modesty Panels	D x W x H (in.)	ft <sup>3</sup> / lbs	Model	List Price
	Includes a power strip and wire management channel per user. To indicate no power strip, add "-X" to model number and deduct \$50 per user. Specify a laminate base color.			
Table not included	<b>Single Modesty</b>			

5 x 36 x 12	2.1 / 19	25-SM053612	\$530
5 x 42 x 12	2.5 / 22	25-SM054212	\$541
5 x 48 x 12	2.8 / 25	25-SM054812	\$554
5 x 60 x 12	3.5 / 31	25-SM056012	\$569

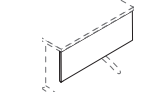
<b>Double Modesty</b>				
5 x 72 x 12	2.1 / 38	25-SM057212	\$913	
5 x 84 x 12	2.5 / 44	25-SM058412	\$941	
5 x 96 x 12	2.8 / 50	25-SM059612	\$961	

iMod™ w/ Perforated Metal Modesty Panels	D x W x H (in.)	ft <sup>3</sup> / lbs	Model	List Price
	Includes a power strip and wire management channel per user. To indicate no power strip, add "-X" to model number and deduct \$50 per user. Specify a laminate base color and a metal color.			
Table not included	<b>Single Modesty</b>			

5 x 36 x 12	2.1 / 20	25-PM053612	\$796
5 x 42 x 12	2.5 / 23	25-PM054212	\$851
5 x 48 x 12	2.8 / 26	25-PM054812	\$897
5 x 60 x 12	3.5 / 33	25-PM056012	\$957

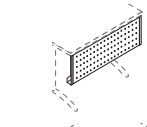
<b>Double Modesty</b>				
5 x 72 x 12	2.1 / 39	25-PM057212	\$1,431	
5 x 84 x 12	2.5 / 46	25-PM058412	\$1,502	
5 x 96 x 12	2.8 / 52	25-PM059612	\$1,595	

## Modesty Panels

Laminate Modesty Panels	D x W x H (in.)	ft <sup>3</sup> / lbs	Model	List Price
	Specify a laminate base color.			
Table not included	<b>Single Modesty</b>			

1 x 36 x 12	0.25 / 8	25-SM013612	\$210
1 x 42 x 12	0.3 / 9	25-SM014212	\$222
1 x 48 x 12	0.3 / 10	25-SM014812	\$235
1 x 60 x 12	0.5 / 13	25-SM016012	\$250

<b>Double Modesty</b>				
1 x 72 x 12	0.5 / 15	25-SM017212	\$419	
1 x 84 x 12	0.6 / 18	25-SM018412	\$440	
1 x 96 x 12	0.75 / 20	25-SM019612	\$467	

Perforated Metal Modesty Panels	D x W x H (in.)	ft <sup>3</sup> / lbs	Model	List Price
	Specify a metal color.			
Table not included	<b>Single Modesty</b>			

1 x 36 x 12	0.25 / 8	25-PM013612	\$456
1 x 42 x 12	0.3 / 9	25-PM014212	\$493
1 x 48 x 12	0.3 / 10	25-PM014812	\$540
1 x 60 x 12	0.5 / 13	25-PM016012	\$599

<b>Double Modesty</b>				
1 x 72 x 12	0.5 / 16	25-PM017212	\$913	
1 x 84 x 12	0.6 / 18	25-PM018412	\$984	
1 x 96 x 12	0.75 / 21	25-PM019612	\$1,074	

# NOVALinked™ Components

NOVALinked™ is a networking system that provides complete control of NOVA's Trolley™ monitor lifts in a classroom or training room setting. Utilizing a Crestron, Extron, AMX or other major brand controller, or an ISI component, instructors can raise or lower all of the Trolley™ monitor lifts in the classroom simultaneously.



### LCI - Linking Control Interface

The LCI is required for all NOVALinked™ installations. One LCI is required to control each Trolley™ monitor lift. It can be located in an inconspicuous location on each desk/table or within the total access iMod™ compartment (if available).

1 9/16" D x 4" W x 1 3/4" H

AC-LCI..... \$295



### CSIM - Control System Interface Module

The CSIM is required for "wired" NOVALinked™ installations. One CSIM is needed for every thirty (30) LCI units / Trolley™ monitor lifts. Includes a 24V = 1.67A, 40W MAX Power Supply with Cord.

1 9/16" D x 4 1/8" W x 2 15/16" H

AC-CSIM..... \$587



### JCN - Junction

The JCN is a parallel 3 way splitter for the NOVALinked™ System. One JCN required per row. Designed for use only with the NOVALinked™ System.

1 9/16" D x 4" W x 1 3/4" H


AC-JCN3 (Three RJ45 ports)..... \$222



### CAT6 Patch Cable

CAT6 molded boot patch cable.

- AC-CAT6-1 (1ft)..... \$29
- AC-CAT6-2 (2ft)..... \$34
- AC-CAT6-5 (5ft)..... \$37
- AC-CAT6-7 (7ft)..... \$40
- AC-CAT6-10 (10ft)..... \$50
- AC-CAT6-14 (14ft)..... \$62



### ISI - Independent Switching Interface

The ISI allows full control of the On/Off and Up/Down functions of the NOVALinked™ System without interfacing with a control system. The ISI Module is designed to be housed in the lectern-based Trolley™ control panel.

AC-ISI (for Wired Systems)..... \$499

AC-ISIRF (for Wireless RF Systems)..... \$499

## Components for Wireless NOVALinked™

The Wireless NOVALinked™ application eliminates the issue of running power from the lectern to the first row of desks, and from row to row.



### TXM - Transmitter

The Transmitter allows wireless control of the Trolley™, and is housed in the lectern or any other location in the room. The Transmitter connects to the Controller or ISI, and each one has a unique frequency address. It sends separate commands for On, Off, Up and Down.

AC-TXM..... \$562



### RCVR - Receiver


One Receiver required per row of desks, including the last row.

AC-RCVR..... \$562

**NOTE: If not using a major brand controller, order ISI component for wireless systems (AC-ISIRF)**

**NOTE: Typically one CSIM is required for every 30 LCI units in the classroom. Each Trolley™ unit requires one LCI (even with the wireless configuration).**

*All NOVALinked™ components shown on this page.*



Trolley™ monitor lifts shown in the "up" position

Trolley™ monitor lifts shown in the "down" position


# NOVA Linked™ Sample Layouts



**RF Transmitter**, typically located on lectern (Qty 1)  
Has a unique frequency.  
**AC-TXM**



**Receiver**  
1 per row (Qty 4)  
**AC-RCVR**



**Independent Switching Interface**, typically located on lectern (Qty 1)  
**AC-ISIRF (for Wireless RF Systems)**



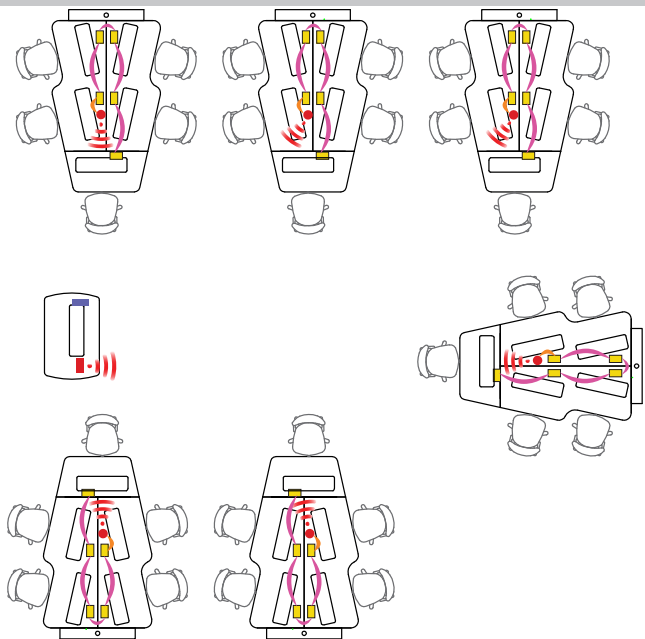
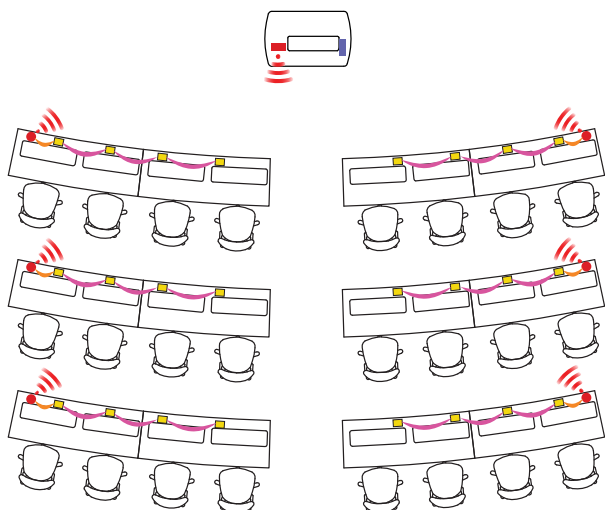
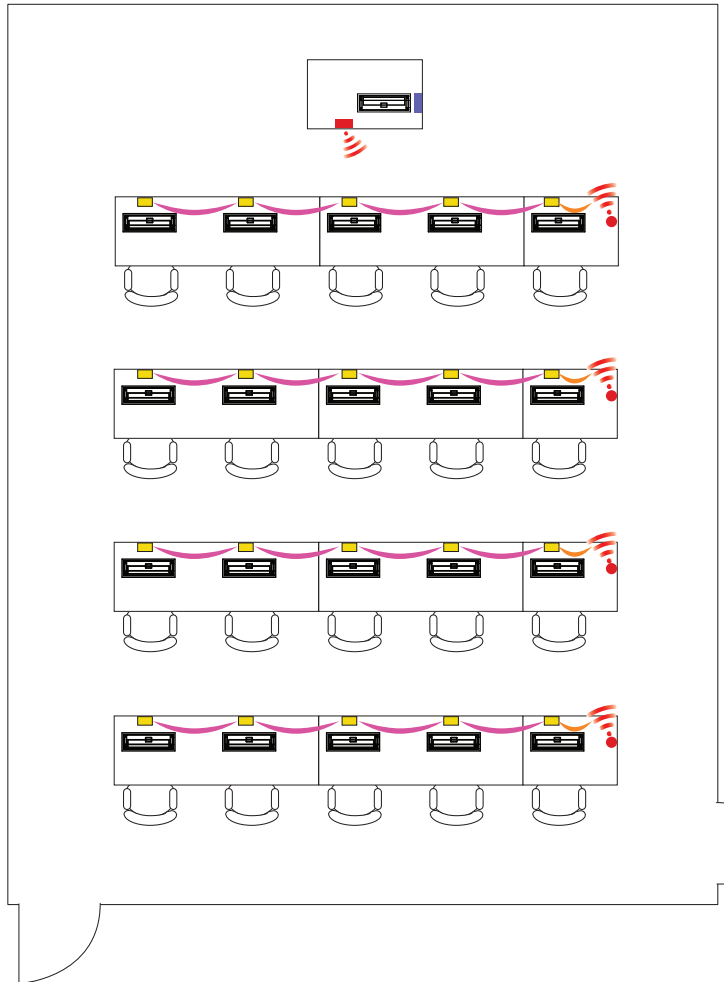
**Linking Control Interface**  
1 per Trolley, except in Lectern when using a CSIM or Transmitter  
If Lectern utilizes a Trolley with CSIM or Transmitter, then no need for an LCI.  
(Qty 20)  
**AC-LCI**



**CAT6 Patch Cable**  
1ft or 2ft cable needed to run from RCVR to the 1st LCI in each row  
(Qty 4)  
**AC-CAT6-2**



5ft or 7ft cables needed to run from LCI to LCI in each row  
(Qty 16)  
**AC-CAT6-5**



# Hardwiring

## How To Order NOVA Hardwiring Components

1. Select a standard model
2. Complete room layout
3. Select power entry
4. Select jumper length
5. Select receptacle block
6. Specify mounting bracket quantity for all receptacle blocks

**NOTE:** Mounting brackets with receptacle block always located behind CPU storage

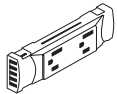
## Standard Features

- 4-wires, 2 circuits, 20 Amps each (Circuit 1 & 2 only)
- 13-Duplex receptacles per circuit, 26-15 Amp Duplex receptacles per power infeed maximum
- Easy to specify
- Easy to install and reconfigure
- Requires less space
- UL Listed as a Manufactured Wiring System
- More economical than 8-Wire Systems

**NOTE:** For hardwiring in New York City, San Francisco, or Chicago - contact Sales

## Electrical Components

### Receptacle Block



Model	List Price
<b>Complete the model number by indicating its circuit number (Circuit 1 or Circuit 2)</b>	
Ex: A receptacle block for Circuit 1 would be model number BE41917-3-A-1-8B.	
Mounting bracket sold separately. See below.	
BE41917-3-A-__8B	\$140

### Receptacle to Receptacle Block Connector



BE41919-3	\$30
-----------	------

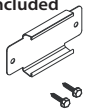
### 4-Way "H" Connector



BE41921-3	\$51
-----------	------

### Spring Clip Mounting Bracket

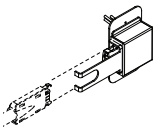
Screws included



BE41955	\$8
---------	-----

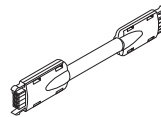
### Transition wall power plate

Power entry not included



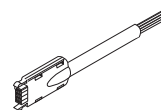
BE42171-3-06	\$215
--------------	-------

### Female-to-Female Jumper



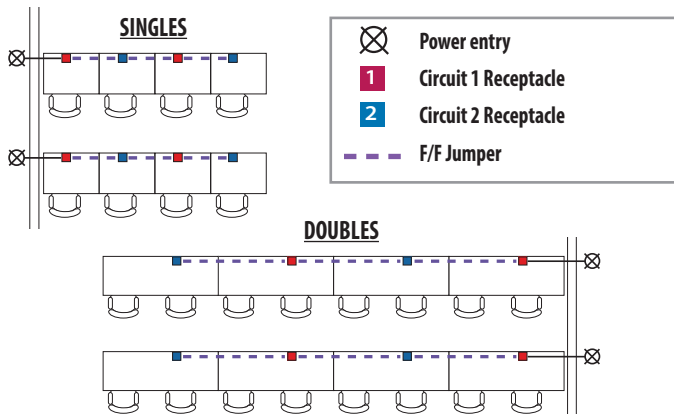
Length	Model	List Price
6"	BE41920-3-6	\$125
12"	BE41920-3-12	\$137
18"	BE41920-3-18	\$146
22"	BE41920-3-22	\$151
24"	BE41920-3-24	\$157
30"	BE41920-3-30	\$166
36"	BE41920-3-36	\$176
42"	BE41920-3-42	\$185
48"	BE41920-3-48	\$203
54"	BE41920-3-54	\$215
60"	BE41920-3-60	\$226
66"	BE41920-3-66	\$238
72"	BE41920-3-72	\$248
78"	BE41920-3-78	\$260
84"	BE41920-3-84	\$272
90"	BE41920-3-90	\$284
96"	BE41920-3-96	\$295
102"	BE41920-3-102	\$305
108"	BE41920-3-108	\$319
114"	BE41920-3-114	\$331
120"	BE41920-3-120	\$339
126"	BE41920-3-126	\$353
132"	BE41920-3-132	\$364
138"	BE41920-3-138	\$375
144"	BE41920-3-144	\$387

### Power Entry



36"	BE41922-3-36	\$224
42"	BE41922-3-42	\$235
48"	BE41922-3-48	\$255
54"	BE41922-3-54	\$266
60"	BE41922-3-60	\$275
66"	BE41922-3-66	\$287
72"	BE41922-3-72	\$299
78"	BE41922-3-78	\$311
84"	BE41922-3-84	\$321
90"	BE41922-3-90	\$333
96"	BE41922-3-96	\$344
102"	BE41922-3-102	\$356
108"	BE41922-3-108	\$367
114"	BE41922-3-114	\$379
120"	BE41922-3-120	\$390
126"	BE41922-3-126	\$401
132"	BE41922-3-132	\$413
138"	BE41922-3-138	\$424
144"	BE41922-3-144	\$435

## Sample Layout





# Audiovisual Lecterns & Podiums







## **Audiovisual Lecterns & Podiums**

Modern designs provide a one-stop solution for integrating the latest technology into presentation lecterns & podiums.

- **Accommodates latest AV equipment**
- **Some models are electrically adjustable from a sitting to standing position**
- **Offers shelves and rack rail systems**
- **Visual Display Options available on many models**
- **Hides wires and cables for a clutter-free look**
- **Removable modesty panel covers available in laminate or perforated metal**
- **Easy access to the back of equipment**
- **Provides security and prevents accidental damage to equipment**
- **Thermofused Melamine Worksurface; 1" Thick**
- **Standard edge detail: 2mm Flat PVC. Matching edge banding colors**

***Presenting a complete solution.***

# AV Lecterns & Podiums

## How To Order

### 1. Select model number

Ex: 67-LS303641LM

(30x36x41 Lectern with pull-out shelf and laminate modesty)

### 2. Select laminate color for base and worksurface (see page 60)

**If ordering with perforated metal modesty, select metal color** (see page 61)

**Note:** Laminate modesty will match base color.

Ex: **129**     **664**     **PSL**  
Base     Worksurface     Metal

### Optional Selections:

### 3. Select Visual Display Options (see page 34)

Ex: TE0728NK (The Trolley™ EXL with NOVA keyboard drawer)

### 4. Select Options and Factory Installed Accessories (see page 33)

Ex: RWGSC (Star cut wire grommet)

## Visual Display Options

### The Trolley™ Monitor Lift System

**Maximum dimensions for widescreen:**

**E:** 2 ½" D x 18 7/8" W x 14 ½" H (63.5mm D x 479.4mm W x 368.3mm H)

**EXL:** 2 ½" D x 22 7/8" W x 14 ½" H (63.5mm D x 581mm W x 368.3mm H)

**NOTE:** Maximum distance from center of wall mount VESA plate to bottom of monitor is 6 ¾" (171mm)

Available with  **NOVA Linked™**

NOVA Linked™ is a networking system that provides complete control of NOVA's Trolley™ monitor lifts in a classroom or training room setting. To order, see page 22.

### Downview™

**Maximum monitor dimensions:**

**16x21 widescreen viewport:** 20 1/8" W x 12 1/2" H (511mm W x 318mm H)

**18x21 widescreen viewport:** 20 1/8" W x 14 1/2" H (511mm W x 368mm H)

**21x24 widescreen viewport:** 23 1/8" W x 19" H (587mm W x 482mm H)

## Model Number Structure

<p><b>67</b> - <b>LS</b>     <b>303641</b>     <b>LM</b></p> <p><b>Series</b>          66=Lectern          67=Lectern w/ pull-out shelf</p>	<p><b>Type</b>          LS=Lectern with square top          LP=Lectern with privacy sides          LC=Lectern with curved top          LD=Lectern w/ D-top          DT=D-top Workstation          SS=Sit-Stand Lectern</p>	<p><b>Size</b>          D x W x H</p>	<p><b>Modesty Combination for Laminate modesty</b>          LM=Laminate modesty panels          LD=Laminate modesty panels &amp; CPU compartment with door          LR=Laminate modesty; D-top right          LL=Laminate modesty; D-top left          LX=Laminate modesty; No CPU shelf          LC=Laminate modesty panels &amp; CPU shelf</p> <p><b>Modesty Combination for Perforated Metal modesty</b>          MM=Metal modesty panels          MD=Metal modesty panels &amp; CPU compartment with door          MR=Metal modesty; D-top right          ML=Metal modesty; D-top left          MX=Metal modesty; No CPU shelf          MC=Metal modesty panels &amp; CPU shelf</p>
---	--	---	---

### Surface Mount Arm

**Maximum monitor dimensions:**

**Surface Mount Arm:** Up to 24" widescreen

**Articulating Surface Mount Arm:** Up to 35" widescreen

**Maximum monitor weight:**

**Surface Mount Arm:** 21 lbs

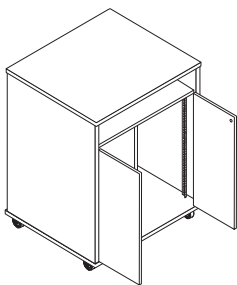
**Articulating Surface Mount Arm:** 33 lbs

## Grommets

Standard grommets are rectangular black plastic.

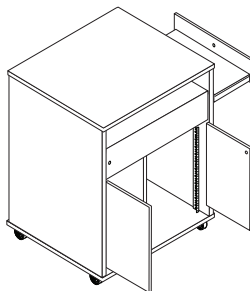
### 66-Series

66-LS303641LM



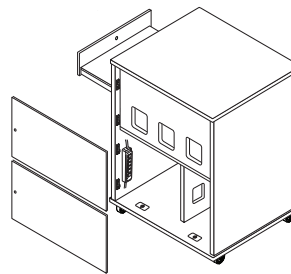
### 67-Series

67-LS303641LM



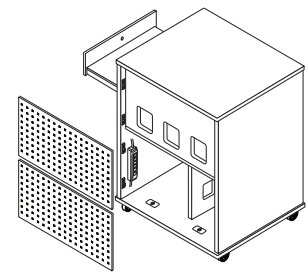
### Laminate Mod

67-LS303641LM



### Metal Mod

67-LS303641MM



# Standing Height AV Lecterns

Locking rear access panels. Power strip(s). Casters. Locking doors. Wire access grommets. 30", 36", 42" W lecterns have two doors. 48" W lecterns have three doors. Front and Rear Rack Rails. Add (-L) to end of model number for left hand units.

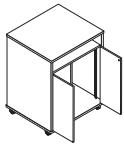
### Storage Dimensions:

30" W Unit: Rack rails on left side of storage area - 19 1/4" W. Remaining space is 8 3/8" W  
 36" W Unit: Left compartment - 13 3/8" W. Right compartment w/ rack rails - 19 1/4" W  
 42" W Unit: Left compartment w/ rack rails - 19 1/4" W. Right compartment w/ rack rails - 19 1/4" W  
 48" W Unit: Left compartment w/ rack rails - 25 3/4" W. Right compartment w/ rack rails - 19 1/4" W

## Square Top AV Lecterns

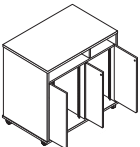
Available with most Visual Display Options

(30" W lecterns are not available with Trolley™ EXL or 21x24 Downview™)



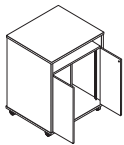
14 RU rack rails

D x W x H (in.)	ft <sup>3</sup> / lbs	Model	List Price
<b>Laminate Modesty</b>			
14 RU rack rails. 1 Power strip			
30 x 30 x 41	27.9 / 372	66-LS303041LM	\$4,514
30 x 36 x 41	33.1 / 404	66-LS303641LM	\$4,661



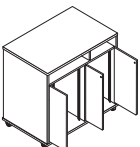
28 RU rack rails

28 RU rack rails (14 RU's on left; 14 RU's on right). 2 Power strips			
3 Door available on 48" W only			
30 x 42 x 41	38.3 / 434	66-LS304241LM	\$4,743
30 x 48 x 41	43.5 / 498	66-LS304841LM	\$4,896
36 x 42 x 41	45.5 / 505	66-LS364241LM	\$5,207
36 x 48 x 41	51.7 / 550	66-LS364841LM	\$5,360



14 RU rack rails

<b>Perforated Metal Modesty</b>			
14 RU rack rails. 1 Power strip			
30 x 30 x 41	27.9 / 372	66-LS303041MM	\$5,402
30 x 36 x 41	33.1 / 404	66-LS303641MM	\$5,582
36 x 30 x 41	33.1 / 404	66-LS363041MM	\$5,916
36 x 36 x 41	39.3 / 436	66-LS363641MM	\$6,095



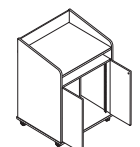
28 RU rack rails

28 RU rack rails (14 RU's on left; 14 RU's on right). 2 Power strips			
3 Door available on 48" W only			
30 x 42 x 41	38.3 / 434	66-LS304241MM	\$5,678
30 x 48 x 41	43.5 / 498	66-LS304841MM	\$5,864
36 x 42 x 41	45.5 / 505	66-LS364241MM	\$6,204
36 x 48 x 41	51.7 / 550	66-LS364841MM	\$6,391

## Privacy Side AV Lecterns

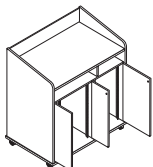
Available with most Visual Display Options

(30" W lecterns are not available with Trolley™ EXL or 21x24 Downview™)



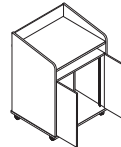
14 RU rack rails

D x W x H (in.)	ft <sup>3</sup> / lbs	Model	List Price
<b>Laminate Modesty</b>			
14 RU rack rails. 1 Power strip			
30 x 30 x 47 1/2	30.5 / 404	66-LP303047LM	\$4,697
30 x 36 x 47 1/2	36.2 / 425	66-LP303647LM	\$4,844
36 x 30 x 47 1/2	36.2 / 425	66-LP363047LM	\$5,150
36 x 36 x 47 1/2	43.0 / 497	66-LP363647LM	\$5,295

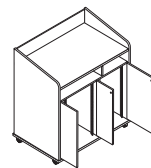


28 RU rack rails

28 RU rack rails (14 RU's on left; 14 RU's on right). 2 Power strips			
3 Door available on 48" W only			
30 x 42 x 47 1/2	42.0 / 493	66-LP304247LM	\$4,929
30 x 48 x 47 1/2	47.7 / 515	66-LP304847LM	\$5,079
36 x 42 x 47 1/2	49.8 / 545	66-LP364247LM	\$5,393
36 x 48 x 47 1/2	56.6 / 575	66-LP364847LM	\$5,544



14 RU rack rails



28 RU rack rails

D x W x H (in.)      ft<sup>3</sup> / lbs      Model      List Price

### Perforated Metal Modesty

14 RU rack rails. 1 Power strip			
30 x 30 x 47 1/2	30.5 / 404	66-LP303047MM	\$5,622
30 x 36 x 47 1/2	36.2 / 425	66-LP303647MM	\$5,800
36 x 30 x 47 1/2	36.2 / 425	66-LP363047MM	\$6,134
36 x 36 x 47 1/2	43.0 / 497	66-LP363647MM	\$6,312

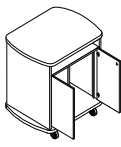
28 RU rack rails (14 RU's on left; 14 RU's on right). 2 Power strips  
 3 Door available on 48" W only

30 x 42 x 47 1/2	42.0 / 493	66-LP304247MM	\$5,899
30 x 48 x 47 1/2	47.7 / 515	66-LP304847MM	\$6,084
36 x 42 x 47 1/2	49.9 / 545	66-LP364247MM	\$6,421
36 x 48 x 47 1/2	56.6 / 575	66-LP364847MM	\$6,608

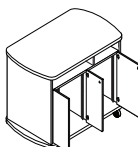
## Curved Top AV Lecterns

Available with most Visual Display Options

(30" W lecterns are not available with Trolley™ EXL or 21x24 Downview™)



14 RU rack rails



28 RU rack rails

D x W x H (in.)      ft<sup>3</sup> / lbs      Model      List Price

### Laminate Modesty

14 RU rack rails. 1 Power strip			
30 x 30/36* x 41	33.1 / 404	66-LC303641LM	\$5,064
30 x 36/42* x 41	38.3 / 434	66-LC304241LM	\$5,212
36 x 30/36* x 41	39.1 / 435	66-LC363641LM	\$5,520
36 x 36/42* x 41	45.5 / 505	66-LC364241LM	\$5,665

28 RU rack rails (14 RU's on left; 14 RU's on right). 2 Power strips  
 3 Door available on 48"/54" W only

30 x 42/48* x 41	43.5 / 498	66-LC304841LM	\$5,295
30 x 48/54* x 41	48.7 / 516	66-LC305441LM	\$5,449
36 x 42/48* x 41	51.7 / 550	66-LC364841LM	\$5,605
36 x 48/54* x 41	57.9 / 576	66-LC365441LM	\$5,759

\*Chassis width / Top width

### Perforated Metal Modesty

14 RU rack rails. 1 Power strip			
30 x 30/36* x 41	33.1 / 404	66-LC303641MM	\$6,063
30 x 36/42* x 41	38.3 / 434	66-LC304241MM	\$6,241
36 x 30/36* x 41	39.1 / 435	66-LC363641MM	\$6,576
36 x 36/42* x 41	45.5 / 505	66-LC364241MM	\$6,754

28 RU rack rails (14 RU's on left; 14 RU's on right). 2 Power strips  
 3 Door available on 48"/54" W only

30 x 42/48* x 41	43.5 / 498	66-LC304841MM	\$6,338
30 x 48/54* x 41	48.7 / 516	66-LC305441MM	\$6,525
36 x 42/48* x 41	51.7 / 550	66-LC364841MM	\$6,862
36 x 48/54* x 41	57.9 / 576	66-LC365441MM	\$7,047

\*Chassis width / Top width

# Standing Height AV Lecterns

## with Pull-Out Shelf

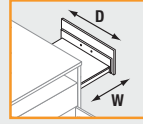
Locking pull-out shelf for digital presenter on right side. Locking rear access panels. Locking front access panel for digital presenter. Power strip(s). Casters. Locking doors. Wire access grommets. 30", 36", 42" W lecterns have two doors. 48" W lecterns have three doors. Front and Rear Rack Rails. Add (-L) to end of model number for left hand units.

### Storage Dimensions:

30" W Unit: Rack rails on left side of storage area - 19 1/4" W. Remaining space is 8 5/8" W  
 36" W Unit: Left compartment - 13 5/8" W. Right compartment w/ rack rails - 19 1/4" W  
 42" W Unit: Left compartment w/ rack rails - 19 1/4" W. Right compartment w/ rack rails - 19 1/4" W  
 48" W Unit: Left compartment w/ rack rails - 25 3/4" W. Right compartment w/ rack rails - 19 1/4" W

### Pull-out shelf Interior Dimensions:

30" D Lecterns: 22 1/4" D x 20 3/8" W x 7 3/4" H  
 36" D Lecterns: 28 1/4" D x 20 3/8" W x 7 3/4" H

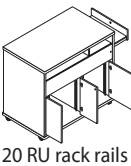
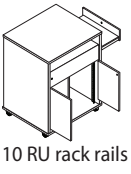
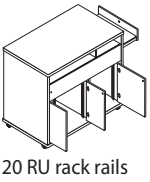


## Square Top AV Lecterns with Pull-out Shelf

Only 48" W lecterns can accommodate all Visual Display Options

(30" W - 42" W lecterns only available with SMA or ASMA Visual Display Option)

D x W x H (in.)	ft <sup>3</sup> / lbs	Model	List Price
<b>Laminate Modesty</b>			
10 RU rack rails. 1 Power strip			
30 x 30 x 41	27.9 / 382	67-LS303041LM	\$5,127
30 x 36 x 41	33.1 / 414	67-LS303641LM	\$5,275
10 RU rack rails			
20 RU rack rails (10 RU's on left; 10 RU's on right). 2 Power strips			
3 Door available on 48" W only			
36 x 30 x 41	33.1 / 414	67-LS363041LM	\$5,582
36 x 36 x 41	39.3 / 446	67-LS363641LM	\$5,728
20 RU rack rails			
20 RU rack rails (10 RU's on left; 10 RU's on right). 2 Power strips			
3 Door available on 48" W only			
30 x 42 x 41	38.3 / 444	67-LS304241LM	\$5,357
30 x 48 x 41	43.5 / 508	67-LS304841LM	\$5,509
20 RU rack rails			
36 x 42 x 41	45.5 / 515	67-LS364241LM	\$5,835
36 x 48 x 41	51.7 / 560	67-LS364841LM	\$5,973



### Perforated Metal Modesty

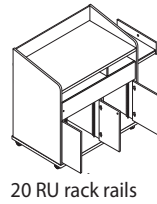
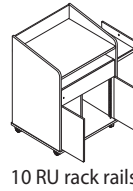
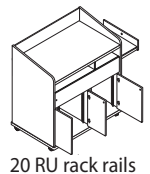
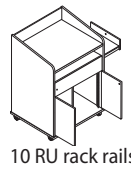
D x W x H (in.)	ft <sup>3</sup> / lbs	Model	List Price
10 RU rack rails. 1 Power strip			
30 x 30 x 41	27.9 / 382	67-LS303041MM	\$6,138
30 x 36 x 41	33.1 / 414	67-LS303641MM	\$6,316
10 RU rack rails			
20 RU rack rails (10 RU's on left; 10 RU's on right). 2 Power strips			
3 Door available on 48" W only			
36 x 30 x 41	33.1 / 414	67-LS363041MM	\$6,648
36 x 36 x 41	39.3 / 446	67-LS363641MM	\$6,827
20 RU rack rails			
20 RU rack rails (10 RU's on left; 10 RU's on right). 2 Power strips			
3 Door available on 48" W only			
30 x 42 x 41	38.3 / 444	67-LS304241MM	\$6,413
30 x 48 x 41	43.5 / 508	67-LS304841MM	\$6,598
20 RU rack rails			
36 x 42 x 41	45.5 / 515	67-LS364241MM	\$6,938
36 x 48 x 41	51.7 / 560	67-LS364841MM	\$7,123

## Privacy Side AV Lecterns with Pull-out Shelf

Only 48" W lecterns can accommodate all Visual Display Options

(30" W - 42" W lecterns only available with SMA or ASMA Visual Display Option)

D x W x H (in.)	ft <sup>3</sup> / lbs	Model	List Price
<b>Laminate Modesty</b>			
10 RU rack rails. 1 Power strip			
30 x 30 x 47 7/8	31.1 / 414	67-LP303047LM	\$5,309
30 x 36 x 47 7/8	36.9 / 435	67-LP303647LM	\$5,459
10 RU rack rails			
20 RU rack rails (10 RU's on left; 10 RU's on right). 2 Power strips			
3 Door available on 48" W only			
36 x 30 x 47 7/8	36.9 / 435	67-LP363047LM	\$5,765
36 x 36 x 47 7/8	43.9 / 507	67-LP363647LM	\$5,909
20 RU rack rails			
20 RU rack rails (10 RU's on left; 10 RU's on right). 2 Power strips			
3 Door available on 48" W only			
30 x 42 x 47 7/8	42.8 / 503	67-LP304247LM	\$5,542
30 x 48 x 47 7/8	48.6 / 525	67-LP304847LM	\$5,693
20 RU rack rails			
36 x 42 x 47 7/8	50.8 / 555	67-LP364247LM	\$6,007
36 x 48 x 47 7/8	57.7 / 585	67-LP364847LM	\$6,156

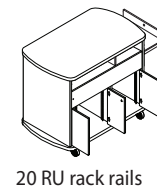
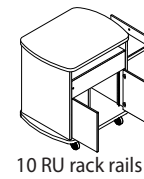


## Curved Top AV Lecterns with Pull-out Shelf

Only 48"/54" W lecterns can accommodate all Visual Display Options

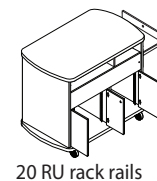
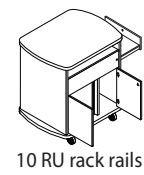
(30"/36" W - 42"/48" W lecterns only available with SMA or ASMA Visual Display Option)

D x W x H (in.)	ft <sup>3</sup> / lbs	Model	List Price
<b>Laminate Modesty</b>			
10 RU rack rails. 1 Power strip			
30 x 30/36* x 41	33.1 / 414	67-LC303641LM	\$5,678
30 x 36/42* x 41	38.3 / 444	67-LC304241LM	\$5,826
10 RU rack rails			
20 RU rack rails (10 RU's on left; 10 RU's on right). 2 Power strips			
3 Door available on 48"/54" W only			
36 x 30/36* x 41	39.1 / 445	67-LC363641LM	\$6,134
36 x 36/42* x 41	45.5 / 515	67-LC364241LM	\$6,281
20 RU rack rails			
20 RU rack rails (10 RU's on left; 10 RU's on right). 2 Power strips			
3 Door available on 48"/54" W only			
30 x 42/48* x 41	43.5 / 508	67-LC304841LM	\$5,908
30 x 48/54* x 41	48.7 / 526	67-LC305441LM	\$6,063
20 RU rack rails			
36 x 42/48* x 41	51.7 / 560	67-LC364841LM	\$6,372
36 x 48/54* x 41	57.9 / 586	67-LC365441LM	\$6,526
*Chassis width / Top width			



### Perforated Metal Modesty

D x W x H (in.)	ft <sup>3</sup> / lbs	Model	List Price
10 RU rack rails. 1 Power strip			
30 x 30/36* x 41	33.1 / 414	67-LC303641MM	\$6,796
30 x 36/42* x 41	38.3 / 444	67-LC304241MM	\$6,977
10 RU rack rails			
20 RU rack rails (10 RU's on left; 10 RU's on right). 2 Power strips			
3 Door available on 48"/54" W only			
36 x 30/36* x 41	39.1 / 445	67-LC363641MM	\$7,309
36 x 36/42* x 41	45.5 / 515	67-LC364241MM	\$7,487
20 RU rack rails			
20 RU rack rails (10 RU's on left; 10 RU's on right). 2 Power strips			
3 Door available on 48"/54" W only			
30 x 42/48* x 41	43.5 / 508	67-LC304841MM	\$7,073
30 x 48/54* x 41	48.7 / 526	67-LC305441MM	\$7,260
20 RU rack rails			
36 x 42/48* x 41	51.7 / 560	67-LC364841MM	\$7,595
36 x 48/54* x 41	57.9 / 586	67-LC365441MM	\$7,784
*Chassis width / Top width			







ASSEMBLY REQUIRED

# Standing Height AV Lecterns

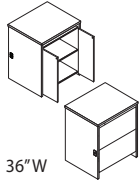
## AV Lecterns with Shelves

Available with most Visual Display Options  
(24" D lecterns not available with FPA1821 & FPA2124)

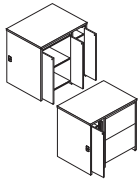
Locking modesty. Rear access panels. Wire management and power strip. Locking doors.

- Available with heavy duty casters (Specify "C" and add \$442). Height will increase by 2 3/4"
- Available with Flip-up Shelf. For factory prep, must specify "U" for left-handed or "V" for right-handed placement, or "B" for both left and right-handed.

CPU Storage Width: 36" W Unit = 8 7/8" min      48" W Unit = 17"  
42" W Unit = 11"                                  60" W Unit = 23"



36" W



42", 48", 60" W

D x W x H (in.)	ft <sup>3</sup> / lbs	Model	List Price
-----------------	-----------------------	-------	------------

### Laminate Modesty

2 fixed shelves

24 x 36 x 40	26.3 / 194	66-LS243640LD	\$2,957
30 x 36 x 40	32.4 / 196	66-LS303640LD	\$3,044
36 x 36 x 40	38.4 / 231	66-LS363640LD	\$3,413

2 adjustable shelves & 1 fixed shelf. Rear access door.

Separate compartment on right with door

24 x 42 x 40	30.5 / 212	66-LS244240LD	\$3,600
24 x 48 x 40	34.6 / 224	66-LS244840LD	\$3,724
24 x 60 x 40	42.9 / 236	66-LS246040LD	\$4,171

30 x 42 x 40	37.5 / 294	66-LS304240LD	\$3,688
30 x 48 x 40	42.6 / 306	66-LS304840LD	\$3,773
30 x 60 x 40	52.8 / 318	66-LS306040LD	\$4,271

36 x 42 x 40	44.5 / 323	66-LS364240LD	\$4,200
36 x 48 x 40	50.6 / 375	66-LS364840LD	\$4,220

### Perforated Metal Modesty

2 fixed shelves

24 x 36 x 40	26.3 / 194	66-LS243640MD	\$3,345
30 x 36 x 40	32.4 / 196	66-LS303640MD	\$3,429
36 x 36 x 40	38.4 / 231	66-LS363640MD	\$3,799

2 adjustable shelves & 1 fixed shelf. Rear access door.

Separate compartment on right with door

24 x 42 x 40	30.5 / 212	66-LS244240MD	\$3,985
24 x 48 x 40	34.6 / 224	66-LS244840MD	\$4,109
24 x 60 x 40	42.9 / 236	66-LS246040MD	\$4,556

30 x 42 x 40	37.5 / 294	66-LS304240MD	\$4,072
30 x 48 x 40	42.6 / 306	66-LS304840MD	\$4,198
30 x 60 x 40	52.8 / 318	66-LS306040MD	\$4,656

36 x 42 x 40	44.5 / 323	66-LS364240MD	\$4,588
36 x 48 x 40	50.6 / 375	66-LS364840MD	\$4,606

36" W

42", 48", 60" W

## AV Lecterns with Optional D-top Workstation

Power strip. Locking rear access panels. 1 fixed shelf. Locking door. 16 RU rack rails. Work surface height: (User side) 41 1/8". Storage Dimensions: 19 1/4" W. 30" W Lectern available with factory installed NOVA keyboard drawer (-NK)

Lectern-Door swing Left	D x W x H (in.)	ft <sup>3</sup> / lbs	Model	List Price
	<b>Laminate Modesty</b>			
	21 x 21 x 50	17.1 / 150	66-LD212150LR	\$1,542
	30 x 30 x 50	33.2 / 225	66-LD303050LR	\$2,469

### Perforated Metal Modesty (shown left)

21 x 21 x 50	17.1 / 150	66-LD212150MR	\$1,845
30 x 30 x 50	33.2 / 225	66-LD303050MR	\$2,773

Includes grommet in Lectern right end panel for wire management



Optional D-top Desk on Right

### Laminate Modesty

Attaches to right side of 66-LD212150LR or 66-LD303050LR.

Available with Trolley™ E, \*FPA1621NK and Surface Mount Arm

21 x 39 x 34	— / —	66-DT213934LR	\$984
--------------	-------	---------------	-------

### Perforated Metal Modesty

Attaches to right side of 66-LD212150MR or 66-LD303050MR.

Available with Trolley™ E, \*FPA1621NK and Surface Mount Arm

21 x 39 x 34	— / —	66-DT213934MR	\$1,472
--------------	-------	---------------	---------

\*FPA1621NK Flat Panel Arm will be mounted to modesty panel

Lectern-Door swing Right	D x W x H (in.)	ft <sup>3</sup> / lbs	Model	List Price
	<b>Laminate Modesty</b>			
	21 x 21 x 50	17.1 / 150	66-LD212150LL	\$1,542
	30 x 30 x 50	33.2 / 225	66-LD303050LL	\$2,469

### Perforated Metal Modesty (shown left)

21 x 21 x 50	17.1 / 150	66-LD212150ML	\$1,845
30 x 30 x 50	33.2 / 225	66-LD303050ML	\$2,773

Includes grommet in Lectern left end panel for wire management



Optional D-top Desk on Left

### Laminate Modesty

Attaches to left side of 66-LD212150LL or 66-LD303050LL.

Available with Trolley™ E, \*FPA1621NK and Surface Mount Arm

21 x 39 x 34	— / —	66-DT213934LL	\$984
--------------	-------	---------------	-------

### Perforated Metal Modesty

Attaches to left side of 66-LD212150ML or 66-LD303050ML.

Available with Trolley™ E, \*FPA1621NK and Surface Mount Arm

21 x 39 x 34	— / —	66-DT213934ML	\$1,472
--------------	-------	---------------	---------

\*FPA1621NK Flat Panel Arm will be mounted to modesty panel



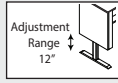
# Sit-Stand & Seated Height AV Lecterns

## Sit-Stand AV Lecterns

Available with all Visual Display Options

Locking iMod™ modesty rear access panels. Wire management and power strip. Locking doors. Vent Fan cutouts in rack rail storage bottom shelf (Vent fans sold separately). 12 RU rack rails in far right compartment: 19 1/4" W. Front and Rear Rack Rails. For left-handed units add "-L" to end of model number.

- Available with heavy duty casters (Specify "-C" and add \$442) **NOTE:** Adding Casters will not increase height of lectern but will reduce the Rack Compartment by 2 RU



- Electrically adjustable unit from 30" base height with 12" travel.
- ADA compliant.
- System lift capacity up to 550 lbs.
- Column legs are standard Black metal.

D x W x H (in.)	ft <sup>3</sup> / lbs	Model	List Price
Lectern will grow 2" in width when ordered with FPA2124			
<b>Laminate Modesty</b>			
30 x 58 3/4 x 30	39.8 / 360	66-SS305730LX	\$6,754
<b>Perforated Metal Modesty (shown left)</b>			
30 x 58 3/4 x 30	39.8 / 360	66-SS305730MX	\$7,181
<b>Privacy Sides w/ Laminate Modesty</b>			
30 x 58 3/4 x 34	42.9 / 368	66-SSP305934LX	\$7,768
<b>Privacy Sides w/ Perforated Metal Modesty</b>			
30 x 58 3/4 x 34	42.9 / 368	66-SSP305934MX	\$8,259

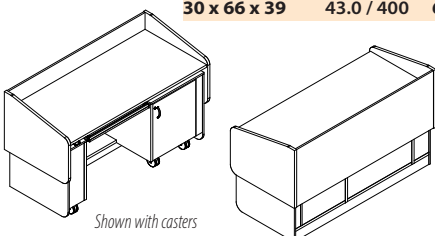
<b>CPU shelf. CPU storage width: 8 1/2"</b>			
Only available with Trolley™ E, or Surface Mount Arm Visual Display Options. <b>Note: ADA Height Compliant Only</b>			
<b>Laminate Modesty</b>			
30 x 58 3/4 x 30	39.8 / 379	66-SS305730LC	\$6,866
<b>Perforated Metal Modesty (shown left)</b>			
30 x 58 3/4 x 30	39.8 / 379	66-SS305730MC	\$7,293

<b>Locking CPU door. CPU storage width: 8"</b>			
(Reduced with some Visual Display Options)			
<b>CPU Storage Width by Visual Display Option:</b>			
FPA2124 - 6 1/2" W			
<b>Laminate Modesty</b>			
30 x 67 7/16 x 30	45.1 / 398	66-SS306530LD	\$7,218
<b>Perforated Metal Modesty (shown left)</b>			
30 x 67 7/16 x 30	45.1 / 398	66-SS306530MD	\$7,695
<b>Privacy Sides w/ Laminate Modesty</b>			
30 x 67 7/16 x 34	49.3 / 406	66-SSP306834LD	\$8,301
<b>Privacy Sides w/ Perforated Metal Modesty</b>			
30 x 67 7/16 x 34	49.3 / 406	66-SSP306834MD	\$8,849

## Prestige Sit-Stand AV Lectern

Worksurface base height at 32" H. Available with casters. Specify "-C" and add \$544. Adding casters will not affect rack space.

D x W x H (in.)	ft <sup>3</sup> / lbs	Model	List Price
30 x 66 x 39	43.0 / 400	66-PSS306639LX	\$11,204



## Sit-Stand Pedestal Instructor Desk

Rack rail compartment replaced with locking Box/Box/File pedestal.

D x W x H (in.)	ft <sup>3</sup> / lbs	Model	List Price
30 x 53 x 30	38.0 / 363	66-HA305330LX	\$7,648
<b>Locking CPU door. CPU storage width: 8" (6 1/2" w/ FPA2124)</b>			
30 x 61 5/8 x 30	43.0 / 400	66-HA306230LD	\$8,160

## Seated Height AV Lecterns

Available with most Visual Display Options

(26" D lecterns not available with FPA2124)

Locking iMod™ modesty rear access panels. Wire management and power strip. Locking doors. Vent Fan cutouts in rack rail storage bottom shelf (Vent fans sold separately). 14 RU rack rails in far right compartment: 19 1/4" W. Front and Rear Rack Rails. For left-handed units add "-L" to end of model number.

- Available with heavy duty casters (Specify "-C" and add \$442)
- NOTE:** Adding Casters will not increase height of lectern but will reduce the Rack Compartment by 2 RU
- Available as ADA Height unit, change height from 30 to 32 in model number and add \$708
- ADA Height Example:** 66-LS265232LX

D x W x H (in.)	ft <sup>3</sup> / lbs	Model	List Price
<b>Laminate Modesty</b>			
26 x 53 5/16 x 30	31.7 / 217	66-LS265230LX	\$1,942
30 x 53 5/16 x 30	34.9 / 229	66-LS305230LX	\$2,048
<b>Perforated Metal Modesty</b>			
26 x 53 5/16 x 30	31.7 / 217	66-LS265230MX	\$2,350
30 x 53 5/16 x 30	34.9 / 229	66-LS305230MX	\$2,478

<b>CPU Shelf. CPU storage width: 8 1/2" (4" w/ Trolley™ EXL or FPA2124)</b>			
<b>Laminate Modesty</b>			
26 x 53 5/16 x 30	31.7 / 236	66-LS265230LC	\$2,057
30 x 53 5/16 x 30	34.9 / 248	66-LS305230LC	\$2,162
<b>Perforated Metal Modesty</b>			
26 x 53 5/16 x 30	31.7 / 236	66-LS265230MC	\$2,464
30 x 53 5/16 x 30	34.9 / 248	66-LS305230MC	\$2,591

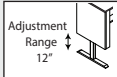
<b>Locking CPU door. CPU storage width: 8"</b>			
<b>Laminate Modesty</b>			
26 x 62 3/16 x 30	36.2 / 255	66-LS266030LD	\$2,407
30 x 62 3/16 x 30	41.4 / 267	66-LS306030LD	\$2,513
<b>Perforated Metal Modesty</b>			
26 x 62 3/16 x 30	36.2 / 255	66-LS266030MD	\$2,864
30 x 62 3/16 x 30	41.4 / 267	66-LS306030MD	\$2,990

# Podiums & Mobile Carts

## Sit-Stand Podiums

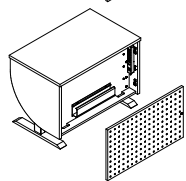
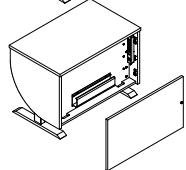
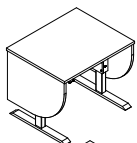
See chart below for available Visual Display Options

Locking iMod™ modesty rear access panels. Wire management and power strip.  
 • Available with heavy duty casters (Specify "-C" and add \$442) **NOTE: Adding Casters will not increase height of lectern**



- Electrically adjustable unit from 30" base height with 12" travel.
- ADA compliant.
- System lift capacity up to 550 lbs.
- Column legs are standard black metal.

Depth	Width	Visual Display Options Available
24"	38"	ASMA0203 / SMA0203
	42"	ASMA0203 / SMA0203 / FPA1621 / FPA1821
	48"	ASMA0203 / SMA0203 / FPA1621 / FPA1821 / TE0724 / TE0728
30"	38"	ASMA0203 / SMA0203 / FPA1621 / FPA1821
	42"	ASMA0203 / SMA0203 / FPA1621 / FPA1821 / TE0724 / TE0728
	48"	ASMA0203 / SMA0203 / FPA1621 / FPA1821 / FPA2124 / TE0724 / TE0728



D x W x H (in.)	ft <sup>3</sup> / lbs	Model	List Price
<b>Laminate Modesty</b>			
24 x 38 ¼ x 30	19.8 / 152	68-PS243830LM	\$4,638
24 x 42 x 30	22.6 / 160	68-PS244230LM	\$4,824
24 x 48 x 30	26.5 / 168	68-PS244830LM	\$5,024

30 x 38 ¼ x 30	20.6 / 160	68-PS303830LM	\$4,737
30 x 42 x 30	23.8 / 168	68-PS304230LM	\$4,924
30 x 48 x 30	27.1 / 176	68-PS304830LM	\$5,123

D x W x H (in.)	ft <sup>3</sup> / lbs	Model	List Price
<b>Perforated Metal Modesty</b>			
24 x 38 ¼ x 30	19.8 / 152	68-PS243830MM	\$5,104
24 x 42 x 30	22.6 / 160	68-PS244230MM	\$5,291
24 x 48 x 30	26.5 / 168	68-PS244830MM	\$5,490

30 x 38 ¼ x 30	20.6 / 160	68-PS303830MM	\$5,204
30 x 42 x 30	23.8 / 168	68-PS304230MM	\$5,390
30 x 48 x 30	27.1 / 176	68-PS304830MM	\$5,590

## AV Rack Rail Cabinets

Not Available with Visual Display Options

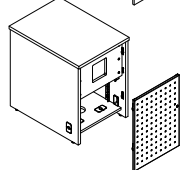
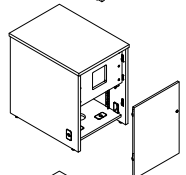
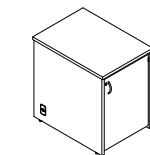
Locking door and rear modesty access panel. Power strip included. Vent Fan cutout in rack rail storage bottom shelf (Vent fan sold separately). Front and Rear Rack Rails.

Rack Units by Cabinet Height

- 30" H = 14 RU
- 42" H = 21 RU

• Available with heavy duty casters (Specify "-C" and add \$442)

**NOTE: Adding Casters will not increase height of Rack Cabinet but will reduce the rack space by 2 RU**



D x W x H (in.)	ft <sup>3</sup> / lbs	Model	List Price
<b>Laminate Modesty</b>			
24 x 22 ½ x 30	12.7 / 92	68-RC242230LM	\$1,630
24 x 22 ½ x 42	17.0 / 142	68-RC242242LM	\$1,830

30 x 22 ½ x 30	15.7 / 100	68-RC302230LM	\$1,730
30 x 22 ½ x 42	20.9 / 150	68-RC302242LM	\$1,929

D x W x H (in.)	ft <sup>3</sup> / lbs	Model	List Price
<b>Perforated Metal Modesty</b>			
24 x 22 ½ x 30	12.7 / 92	68-RC242230MM	\$2,029
24 x 22 ½ x 42	17.0 / 142	68-RC242242MM	\$2,229

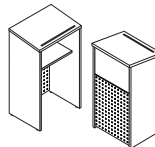
30 x 22 ½ x 30	15.7 / 100	68-RC302230MM	\$2,129
30 x 22 ½ x 42	20.9 / 150	68-RC302242MM	\$2,328

## Standing Height Podiums

Not Available with Visual Display Options

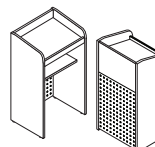
1 fixed shelf. Pencil Lip - Standard is black

Podium with Angled Top	D x W x H (in.)	ft <sup>3</sup> / lbs	Model	List Price
<b>Laminate Modesty</b>				
	18 x 18 x 44	11.6 / 86	66-LS181844LM	\$874
	21 x 22 x 44	16.0 / 100	66-LS212244LM	\$1,343



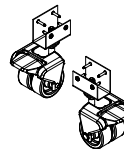
Podium with Angled Top and Privacy Sides	D x W x H (in.)	ft <sup>3</sup> / lbs	Model	List Price
<b>Perforated Metal Modesty</b>				
	18 x 18 x 44	11.6 / 86	66-LS181844MM	\$1,246
	21 x 22 x 44	16.0 / 100	66-LS212244MM	\$1,763

Podium with Angled Top and Privacy Sides	D x W x H (in.)	ft <sup>3</sup> / lbs	Model	List Price
<b>Laminate Modesty</b>				
	18 x 18 x 44	11.6 / 86	66-LP181844LM	\$874
	21 x 22 x 44	16.0 / 100	66-LP212244LM	\$1,343



Podium with Angled Top and Privacy Sides	D x W x H (in.)	ft <sup>3</sup> / lbs	Model	List Price
<b>Perforated Metal Modesty</b>				
	18 x 18 x 44	11.6 / 86	66-LP181844MM	\$1,246
	21 x 22 x 44	16.0 / 100	66-LP212244MM	\$1,763

Caster Option



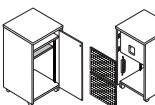
D x W x H (in.)	Model	List Price
<b>To add casters, add "-C" to the end of model number. Includes stabilization bracket.</b>		
<b>Single Desk / Set of 4 (2 locking, 2 non-locking)</b>		
2 ¾ x 1 ¾ x 3 ¼	-C	\$121 / set

## Mobile Carts

Not Available with Visual Display Options

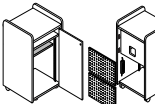
1 adjustable interior shelf. 1 fixed shelf. 2 casters. Power strip. Locking door and rear modesty access panels. 11 RU rack rails. Storage dimensions: 19 ¾" W

Mobile Cart	D x W x H (in.)	ft <sup>3</sup> / lbs	Model	List Price
<b>Laminate Modesty</b>				
	24 13/16 x 22 5/16 x 34	14.5 / 115	66-LC242136LM	\$1,760



	24 13/16 x 22 5/16 x 34	14.5 / 115	66-LC242136MM	\$2,110
--	-------------------------	------------	---------------	---------

Mobile Cart with Raised Sides	D x W x H (in.)	ft <sup>3</sup> / lbs	Model	List Price
<b>Laminate Modesty</b>				
	24 x 22 5/16 x 38	15.2 / 115	66-LC242138LM	\$1,839



	24 x 22 5/16 x 38	15.2 / 115	66-LC242138MM	\$2,206
--	-------------------	------------	---------------	---------

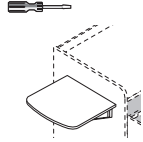


ASSEMBLY REQUIRED

# Options & Accessories

## Options for Lecterns

### Flip-up Shelf



**D x W x H (in.)**    **ft<sup>3</sup> / lbs**    **Model**    **List Price**  
Field installed on all but Sit-Stand Lecterns. Shipped Separately. Color matches worksurface of lectern ordered. Located 3" down from worksurface. For factory prep, must specify "U" on lectern model number for left-handed, or "V" on lectern model number for right-handed placement, or "B" on lectern model number for both left and right hand placement.

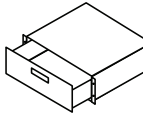
**For 21" D or 24" D Lectern:**

Attaches to the LEFT side panel of Lectern			
20 x 20 x 1	0.9 / 24	66-SH202001L	\$726
Attaches to the RIGHT side panel of Lectern			
20 x 20 x 1	0.9 / 24	66-SH202001R	\$726

**For 26" D, 30" D or 36" D Lectern:**

Attaches to the LEFT side panel of Lecterns			
22 x 20 x 1	1.0 / 24	66-SH222001L	\$726
Attaches to the RIGHT side panel of Lecterns			
22 x 20 x 1	1.0 / 24	66-SH222001R	\$726

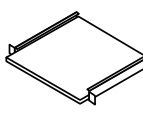
### 2 Space Rack Drawer



Attaches to rack rails. Takes up 2 RU space. 50 lb. weight capacity.

20 x 15 x 3 1/2	10.4 / 20	66-2DRAWER	\$677
-----------------	-----------	------------	-------

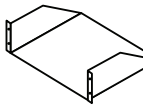
### Sliding Shelf



Attaches to rack rails. 35 lb. weight capacity.

20 x 15 x 1	10.4 / 15	66-SSHELF	\$568
-------------	-----------	-----------	-------

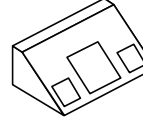
### 2 Space Rack Shelf



Attaches to rack rails. Takes up 2 RU space. 50 lb. weight capacity.

20 x 15 x 3 1/2	10.4 / 15	66-2SHELF	\$260
-----------------	-----------	-----------	-------

### Removable Console



Black laminate box (Customer to provide cutouts needed)

11 x 15 x 6	2.0 / 20	66-CONSOLE01	\$778
-------------	----------	--------------	-------

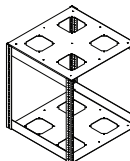
### Ventilation Fan



115V fan rated at 57 CFM. 30 dBA. Add (-VF) on lectern model number to be factory installed. Must also specify cutout location on lectern.

1 x 6 x 6	2.0 / 3	66-FAN	\$399
-----------	---------	--------	-------

### Rack Cube



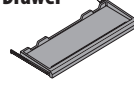
All metal construction providing front and rear Rack Rails allowing rack storage mounting prior to installation in rack storage compartment. Standard Black metal. Available with 6 RU - 14 RU; height varies by RU count. Complete Model number replacing blank "\_\_" with desired RU (Ex: 66-RRCUBE10 - 10 RU Rack Cube). NOTE: If ordering with a lectern, specify "-RR" at end of lectern model number. (Ex: 66-LP303047LM-RR)

19 1/2 x 19 1/2 x Varies		66-RRCUBE__	\$665
--------------------------	--	-------------	-------

## Factory Installed Accessories

**Must specify location of grommet / power center at time of order**

### Factory Installed NOVA Keyboard Drawer



Dimensions (in.)	Model	List Price
Keyboard length to fit desk ordered. Only ordered when NO Visual Display Option is chosen		
24" - 34" wide	NK	\$163

### Rectangular Wire Grommet



Rectangular black plastic grommet cover is removable for easy wire management

1 7/8" D x 3 1/4" W	WG1080	\$86
---------------------	--------	------

### Star Cut Wire Grommet



Round black plastic grommet with rubber star cut opening allows more cords and cables to pass through

2 3/4" Diameter	RWGSC	\$102
-----------------	-------	-------

### Pop-up Power Center



Two grounded outlets. Fluid one touch accessibility. 6ft, 15 Amp cord. UL listed.

3 3/4" D x 5" W	11225PP	\$418
-----------------	---------	-------

### Pop-up Power / Data Center



One grounded outlet. One opening for voice/data jack. Voice/Data Adapter Kit (included) provides adapters for couplers & jacks from a variety of manufacturers. Fluid one touch accessibility. 6ft, 15 Amp cord. UL listed.

3 3/4" D x 5" W	11225PD	\$418
-----------------	---------	-------

### Pop-up Power / USB Charging Center



One grounded outlet. One USB charging duplex. Fluid one touch accessibility. 6ft, 15 Amp cord. UL Listed.

3 3/4" D x 5" W	11225PC	\$478
-----------------	---------	-------

### Round Flush Power Center



Two grounded outlets. Clean, flush mount. 6ft, 15 Amp cord. UL listed.

4" Diameter	3359PP	\$389
-------------	--------	-------

### Round Flush Power / USB Charging Center



One grounded outlet. One USB charging duplex. Clean, flush mount. 6ft, 15 Amp cord. UL Listed.

4" Diameter	3359PC	\$456
-------------	--------	-------

### Round Power Center



One grounded outlet. Features spill-proof technology. 6ft, 15 Amp cord. UL Listed.

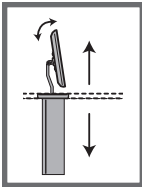
2" Diameter	3825P	\$305
-------------	-------	-------



ASSEMBLY REQUIRED

# Visual Display Options

Adding a Downview™ or Trolley™ Visual Display Option may affect CPU storage width or available RUs



## The Trolley™

- Ships installed in assembled units only.
- Maximum distance from center of wall mount VESA plate to bottom of monitor is 6 3/4" (171mm)

### The Trolley™ E

**Maximum Dimensions for Widescreen:**  
2 1/2" D x 18 7/8" W x 14 1/2" H  
up to 20" widescreen

### The Trolley™ EXL

**Maximum Dimensions for Widescreen:**  
2 1/2" D x 22 7/8" W x 14 1/2" H  
up to 24" widescreen  
36" min. worksurface width

- Patented Access door automatically opens and closes with the push of a button
- Low voltage electrical motor to lift & lower monitor
- Intelligent Motion Technology™ provides operational intuition

Model	Wt(lbs)	Description	List Price
-------	---------	-------------	------------

### With NOVA Keyboard Drawer

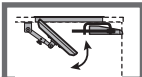
NOVA Keyboard Drawer installed in assembled units only.

**International Customers:** The Trolley™ includes Universal Power Control Units, compatible with all power requirements inside and outside the U.S.

TE0724NK	48	Trolley™ E & NOVA Keyboard Drawer	\$1,700
----------	----	-----------------------------------	---------

TE0728NK	48	Trolley™ EXL & NOVA Keyboard Drawer	\$2,255
----------	----	-------------------------------------	---------

Available with  **NOVA Linked™** To order, see page 22.



## Downview™

- Ships installed in assembled units only.

### 16" D x 21" W viewport (Widescreen)

**Maximum Dimensions for Widescreen:** 20 1/8" W x 12 1/2" H  
up to 21" widescreen

24" min. worksurface depth

### 18" D x 21" W viewport (Widescreen)

**Maximum Dimensions for Widescreen:** 20 1/8" W x 14 1/2" H  
up to 21" widescreen

26" min. worksurface depth

### 21" D x 24" W viewport (Widescreen)

**Maximum Dimensions for Widescreen:** 23 1/8" W x 19" H  
up to 24" widescreen

30" min. worksurface depth

36" min. worksurface width

- Tinted, tempered glass viewport
- Keeps monitor under glass below worksurface
- Ergonomic viewing angle

Model	Wt(lbs)	Description	List Price
-------	---------	-------------	------------

### With NOVA Keyboard Drawer

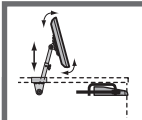
Downview™ & NOVA Keyboard Drawer installed in assembled units only.

Optional Privacy/Glare visor sold separately, see page 58 for pricing.

FPA1621NK	35	16" D x 21" W Downview™ & NOVA Keyboard Drawer	\$550
-----------	----	--	-------

FPA1821NK	35	18" D x 21" W Downview™ & NOVA Keyboard Drawer	\$583
-----------	----	--	-------

FPA2124NK	39	21" D x 24" W Downview™ & NOVA Keyboard Drawer	\$742
-----------	----	--	-------



## Surface Mount Arm

- Installation required



### Surface Mount Arm

**Maximum Weight:** 21 lbs  
**Maximum Dimensions:** Up to 24" widescreen

- Securely fastens monitor to worksurface
- Height and tilt adjustable

### Articulating Surface Mount Arm

**Maximum Weight:** 33 lbs  
**Maximum Dimensions:** Up to 35" widescreen

Model	Wt(lbs)	Description	List Price
-------	---------	-------------	------------

### With NOVA Keyboard Drawer

NOVA Keyboard Drawer installed in assembled units only.

SMA0203NK	13	SMA & NOVA Keyboard Drawer	\$421
-----------	----	----------------------------	-------

ASMA0203NK	22	Articulating SMA & NOVA Keyboard Drawer	\$665
------------	----	---	-------



# Collaboration & Conference





## **Collaboration & Conference Tables**

Enhance the following environments with technology driven collaboration tables

- **K-12 Classrooms**
- **College & University Classrooms**
- **Technical Schools**
- **Distant Learning Environments**
- **Private Training & Tutoring Companies**
- **Lecture Halls**
- **Testing Centers**
- **Corporate Training Rooms**
- **Government Training Facilities**
- **Libraries**
- **Computer Labs**
- **Common Areas & Lobbies**
- **Healthcare Facilities**
- **Correctional Institutions**

***Take peer interaction  
to the next level.***



Assembly required  
for all products on  
this page

# Round Collaboration Tables

## How to Order

### 1. Select model number

Ex: 46-CR919630CS (6 Seat Round Collaboration Table)

### 2. Select laminate base and worksurface color (see page 60)

Ex: 174 044  
Base Worksurface

### Optional Selections:

### 3. Select Visual Display Options (see page 43)

Ex: TE0728NK (The Trolley™ EXL with NOVA keyboard drawer)

### 4. Select Options and Factory Prepared Accessories (see page 42)

Ex: RWGSC (Star cut wire grommet)

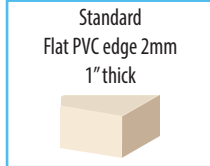
### Please Note:

Wire management system and power strip included per user

## Model Number Structure

<b>46</b>	-	<b>CR</b>		<b>919630</b>		<b>CS</b>
<b>Series</b>		<b>Type</b>		<b>Size</b>		<b>Type</b>
		CR=Round Collaboration Table		D x W x H		CS=Standard
		CD=Boat Shape Collaboration Table				CX=No CPU
		CT=Keystone Collaboration Table				AD=With ADA Lift
						AX=ADA Lift, No CPU
						CT=With TV Lift
						AT=With ADA Lift & TV Lift
						CC=With TV Cabinet
						AC=ADA Lift & TV Cabinet

## Work Surface Edge Detail



## Visual Display Options

### The Trolley™ Monitor Lift System

#### Maximum dimensions for widescreen:

**E:** 2 1/2" D x 18 7/8" W x 14 1/2" H (63.5mm D x 479.4mm W x 368.3mm H)

**EXL:** 2 1/2" D x 22 7/8" W x 14 1/2" H (63.5mm D x 581mm W x 368.3mm H)

**NOTE:** Maximum distance from center of wall mount VESA plate to bottom of monitor is 6 3/4" (171mm)

Available with **NOVA Linked™**

NOVA Linked™ is a networking system that provides complete control of NOVA's Trolley™ monitor lifts in a classroom or training room setting. To order, see page 22.

### Downview™

#### Maximum monitor dimensions:

**16x21 widescreen viewport:** 20 1/8" W x 12 1/2" H (511mm W x 318mm H)

**18x21 widescreen viewport:** 20 1/8" W x 14 1/2" H (511mm W x 368mm H)

### Surface Mount Arm

#### Maximum monitor dimensions:

Surface Mount Arm: Up to 24" widescreen

Articulating Surface Mount Arm: Up to 35" widescreen

#### Maximum monitor weight:

Surface Mount Arm: 21 lbs

Articulating Surface Mount Arm: 33 lbs

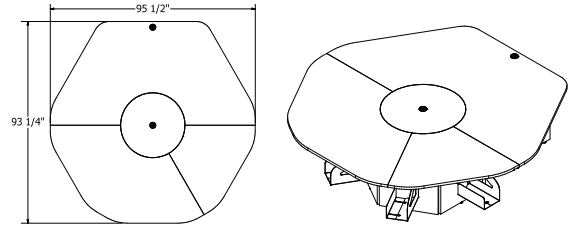
## Round Collaboration Tables

Available Visual Display Options: Trolley™ E (TE0724NK) or EXL (TE0728NK), Downview™ (FPA1621NK & FPA1821NK only), or Surface Mount Arm (SMA0203NK or ASMA0203NK)

### 5 Person Round Collaboration Table

Three-piece, 5 person table. Center laminate base. Includes Adjustable CPU Holder per user, adjusts from 4 1/4" to 7 1/2" wide

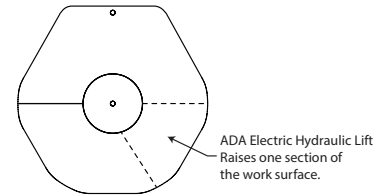
D x W x H (in.)	Seats	Model	List Price
93 1/4 x 95 1/2 x 30	5	46-CR949630CS	\$16,029



### 5 Person Round Collaboration Table with ADA Lift

ADA electric hydraulic lift option available for 1 user. Electrically adjustable base height from 30" with 2 1/2" travel

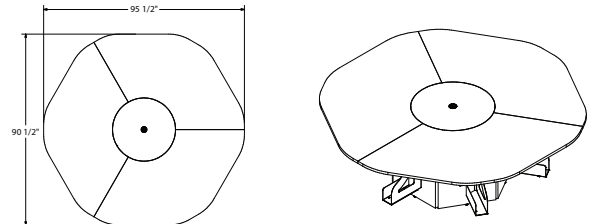
D x W x H (in.)	Seats	Model	List Price
93 1/4 x 95 1/2 x 30	5	46-CR949630AD	\$20,094



### 6 Person Round Collaboration Table

Three-piece, 6 person table. Center laminate base. Includes Adjustable CPU Holder per user, adjusts from 4 1/4" to 7 1/2" wide

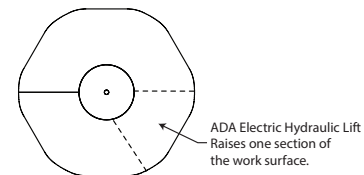
D x W x H (in.)	Seats	Model	List Price
90 1/2 x 95 1/2 x 30	6	46-CR919630CS	\$13,136



### 6 Person Round Collaboration Table with ADA Lift

ADA electric hydraulic lift option is available for 1 user. Electrically adjustable base height from 30" with 2 1/2" travel

D x W x H (in.)	Seats	Model	List Price
90 1/2 x 95 1/2 x 30	6	46-CR919630AD	\$17,201





Assembly required  
for all products on  
this page

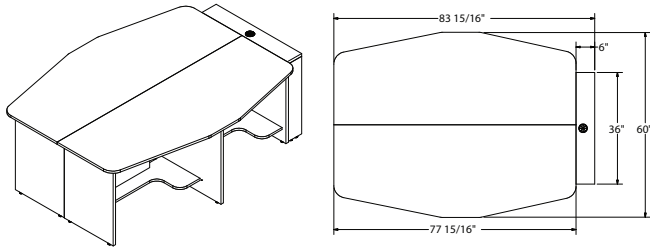
# Boat Shape Collaboration Tables

## Boat Shape Collaboration Tables

Available Visual Display Options:

Trolley™ E or EXL, Downview™ (FPA1621NK & FPA1821NK only), or Surface Mount Arm (SMA0203NK or ASMA0203NK)

<b>4 Person Boat Shape Collaboration Table</b>	CPU shelf width is 7". Two users on each side and one on the end. 6" D x 36" W compartment on opposite end for cables		
D x W x H (in.)	Seats	Model	List Price
60 x 83 15/16 x 30	4	46-CD608430CS	\$7,409

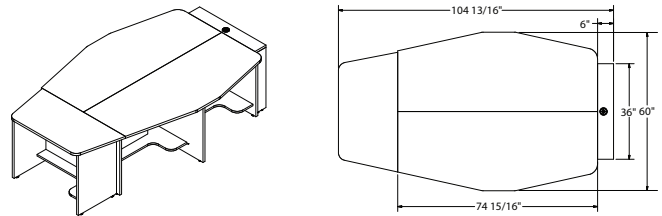


<b>5 Person Boat Shape Collaboration Table</b>	CPU shelf width is 7". Two users on each side and one on the end. 6" D x 36" W compartment on opposite end for cables		
D x W x H (in.)	Seats	Model	List Price
60 x 104 13/16 x 30	5	46-CD6010230CS	\$9,258

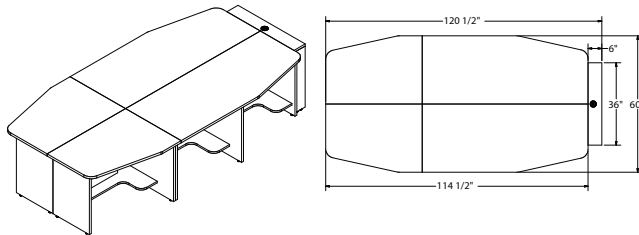
with ADA Lift

Electrically adjustable from 30" with 2 1/2" travel. Available for user on end only

60 x 104 13/16 x 30	5	46-CD6010230AD	\$13,324
---------------------	---	----------------	----------



<b>6 Person Boat Shape Collaboration Table</b>	CPU shelf width is 7". Three users on each side. 6" D x 36" W compartment on end for cables		
D x W x H (in.)	Seats	Model	List Price
60 x 120 1/2 x 30	6	46-CD6011330CS	\$11,105

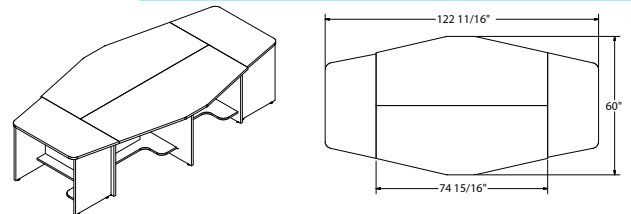


<b>6 Person Boat Shape Collaboration Table</b>	CPU shelf width is 7". Two users on each side and one on each end		
D x W x H (in.)	Seats	Model	List Price
60 x 122 13/16 x 30	6	46-CD6012330CS	\$10,440

with ADA Lift

Electrically adjustable from 30" with 2 1/2" travel. Available for one user on end only

60 x 122 13/16 x 30	6	46-CD6012330AD	\$14,504
---------------------	---	----------------	----------

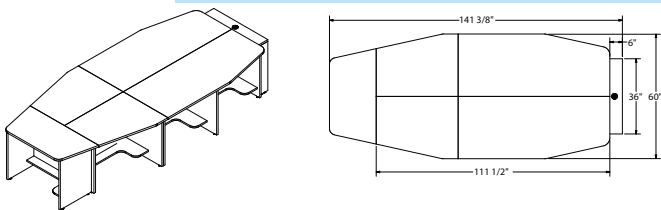


<b>7 Person Boat Shape Collaboration Table</b>	CPU shelf width is 7". Three users on each side and one on the end. 6" D x 36" W compartment on opposite end for cables		
D x W x H (in.)	Seats	Model	List Price
60 x 141 3/8 x 30	7	46-CD6013630CS	\$12,963

with ADA Lift

Electrically adjustable from 30" with 2 1/2" travel. Available for user on end only

60 x 141 3/8 x 30	7	46-CD6013630AD	\$17,029
-------------------	---	----------------	----------

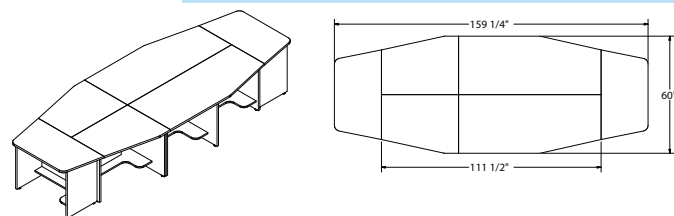


<b>8 Person Boat Shape Collaboration Table</b>	CPU shelf width is 7". Three users on each side and one on each end		
D x W x H (in.)	Seats	Model	List Price
60 x 159 1/4 x 30	8	46-CD6015230CS	\$15,383

with ADA Lift

Electrically adjustable from 30" with 2 1/2" travel. Available for one user on end only

60 x 159 1/4 x 30	8	46-CD6015230AD	\$19,449
-------------------	---	----------------	----------

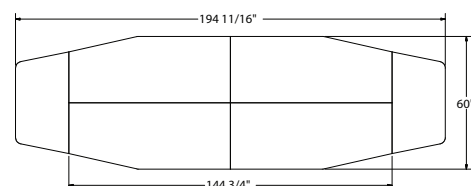
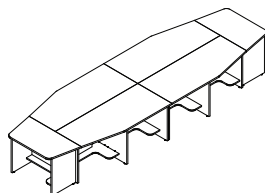


<b>10 Person Boat Shape Collaboration Table</b>	CPU shelf width is 7". Four users on each side and one on each end		
D x W x H (in.)	Seats	Model	List Price
60 x 194 13/16 x 30	10	46-CD6018630CS	\$17,877

with ADA Lift

Electrically adjustable from 30" with 2 1/2" travel. Available for one user on end only

60 x 194 13/16 x 30	10	46-CD6018630AD	\$21,942
---------------------	----	----------------	----------







Assembly required  
for all products on  
this page

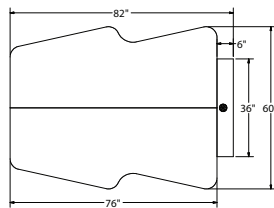
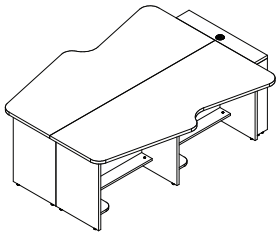
# Keystone Collaboration Tables

## Keystone Collaboration Tables

Available Visual Display Options:

Trolley™ E or EXL, Downview™ (FPA1621NK & FPA1821NK only), or Surface Mount Arm (SMA0203NK or ASMA0203NK)

4 Person Keystone Collaboration Table	CPU shelf width is 7". Two users on each side. 6" D x 36" W compartment on end for cables	D x W x H (in.)	Seats	Model	List Price
		60 x 82 x 30	4	46-CT608230CS	\$7,966

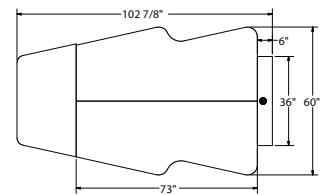
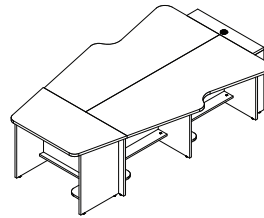


5 Person Keystone Collaboration Table	CPU shelf width is 7". Two users on each side and one on the end. 6" D x 36" W compartment on opposite end for cables	D x W x H (in.)	Seats	Model	List Price
		60 x 102 7/8 x 30	5	46-CT6010230CS	\$9,818

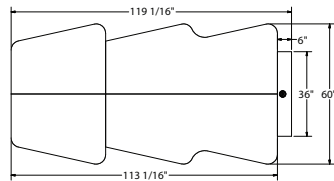
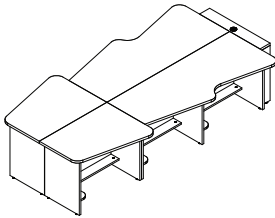
with ADA Lift

Electrically adjustable from 30" with 2 1/2" travel. Available for user on end only

60 x 102 7/8 x 30	5	46-CT6010230AD	\$13,592
-------------------	---	----------------	----------



6 Person Keystone Collaboration Table	CPU shelf width is 7". Three users on each side. 6" D x 36" W compartment on end for cables	D x W x H (in.)	Seats	Model	List Price
		60 x 119 1/16 x 30	6	46-CT6011830CS	\$11,669

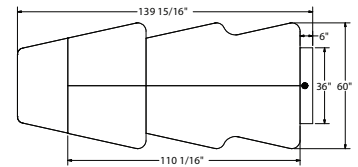
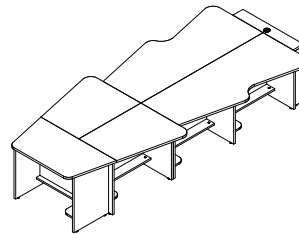


7 Person Keystone Collaboration Table	CPU shelf width is 7". Three users on each side and one on end. 6" D x 36" W compartment on opposite end for cables	D x W x H (in.)	Seats	Model	List Price
		60 x 139 15/16 x 30	7	46-CT6014230CS	\$13,521

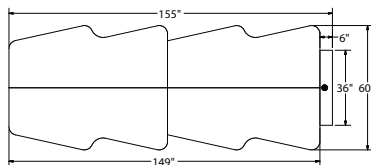
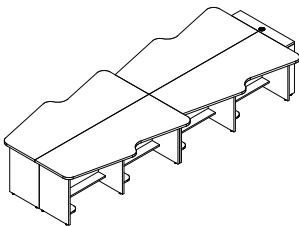
with ADA Lift

Electrically adjustable from 30" with 2 1/2" travel. Available for one user on end only

60 x 139 15/16 x 30	7	46-CT6014230AD	\$17,295
---------------------	---	----------------	----------



8 Person Keystone Collaboration Table	CPU shelf width is 7". Four users on each side. 6" D x 36" W compartment on end for cables	D x W x H (in.)	Seats	Model	List Price
		60 x 155 x 30	8	46-CT6015630CS	\$16,492

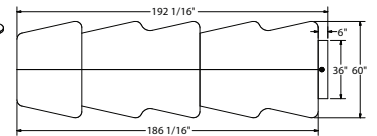
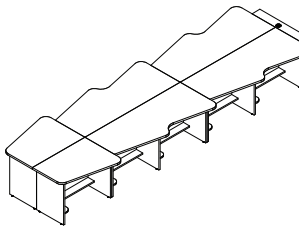


10 Person Keystone Collaboration Table	CPU shelf width is 7". Five users on each side. 6" D x 36" W compartment on end for cables	D x W x H (in.)	Seats	Model	List Price
		60 x 192 1/16 x 30	10	46-CT6019230CS	\$19,076

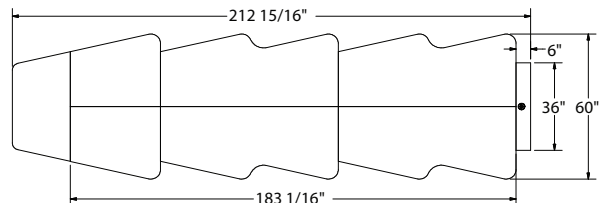
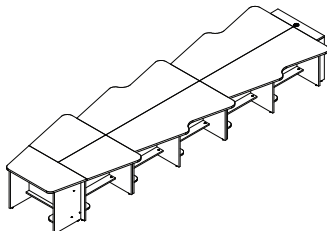
with ADA Lift

Electrically adjustable from 30" with 2 1/2" travel. Available for one user on end only

60 x 192 1/16 x 30	10	46-CT6019230AD	\$24,702
--------------------	----	----------------	----------



11 Person Keystone Collaboration Table	CPU shelf width is 7". Five users on each side and one on end. 6" D x 36" W compartment on opposite end for cables	D x W x H (in.)	Seats	Model	List Price
		60 x 212 15/16 x 30	11	46-CT6021430CS	\$20,928





Assembly required  
for all products on  
this page

# D-Top Collaboration Tables

## How to Order

### 1. Select model number

Ex: 46-DT486030LB

### 2. Select laminate base and worksurface color (see page 60)

Ex: **174**     **044**  
Base     Worksurface

### Optional Selections:

### 3. Select Options and Factory Prepared Accessories (see page 42)

Ex: 11225PP (Pop-up Power Center)

### Please Note:

Not available with Visual Display Options. Wire management system included in central iMod™ compartment

## Model Number Structure

**46**

Series

- **DT**

Type

DT=D-Top Collaboration Table

**486030**

Size

D x W x H

**LB**

Type

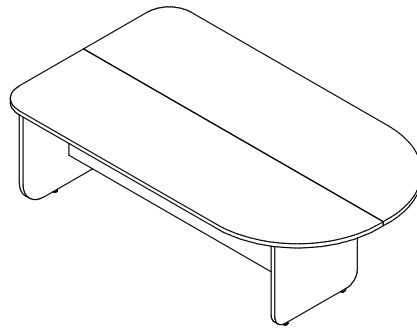
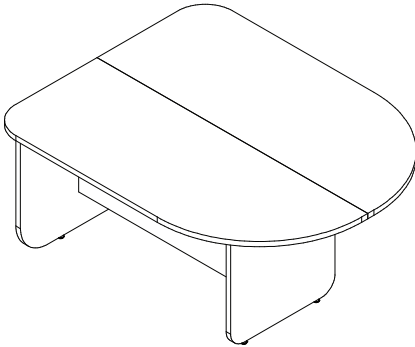
LB=Standard Base  
LT=Standard Base with TV Lift  
LC=Standard Base with TV Cabinet  
RLB=Rack Cabinet Base  
RLT=Rack Cabinet Base w/ TV Lift  
RLC=Rack Cabinet Base w/ TV Cabinet

## D-Top with Standard Base

Center iMod™ with removable modesty panel on one side

4 Person D-Top Collaboration Table	D x W x H (in.)	Seats	Model	List Price
	48 x 60 x 30	4	46-DT486030LB	\$3,560
	60 x 60 x 30	4	46-DT606030LB	\$3,693

6 Person D-Top Collaboration Table	D x W x H (in.)	Seats	Model	List Price
	48 x 84 x 30	6	46-DT488430LB	\$3,693
	60 x 84 x 30	6	46-DT608430LB	\$3,859

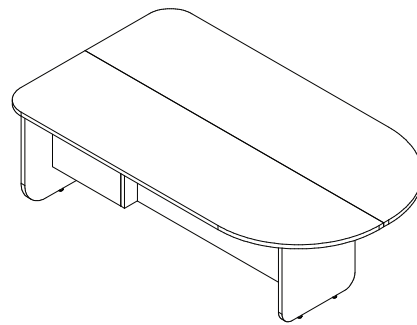
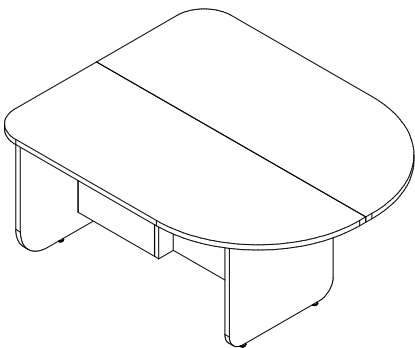


## D-Top with Rack Cabinet Base

Rack Cabinet included on wide end of table with front and rear locking modesty panels. Power strip included in Rack Cabinet.  
10 RU Rack Storage. Storage width: 19 1/4"

4 Person D-Top Collaboration Table with Rack Cabinet	D x W x H (in.)	Seats	Model	List Price
	48 x 60 x 30	4	46-DT486030RLB	\$5,291
	60 x 60 x 30	4	46-DT606030RLB	\$5,424

6 Person D-Top Collaboration Table with Rack Cabinet	D x W x H (in.)	Seats	Model	List Price
	48 x 84 x 30	6	46-DT488430RLB	\$5,424
	60 x 84 x 30	6	46-DT608430RLB	\$5,590





Assembly required  
for all products on  
this page

# Conference Tables

## How to Order

### 1. Select model number for Table Top and Base

Ex: 35-BT489601 (Boat-shaped Top, 48" x 96" x 1")  
35-BB244829P (Panel Base for 96" Top)

### 2. Select laminate worksurface color (see page 60) for Table Top Option

Ex: 560  
Worksurface

### 3. If ordering Laminate Table Base Option, select laminate base color (see page 60). Or if ordering Metal Table Base Option select Metal color (see page 61)

Ex: 560 or PSL  
Base Metal

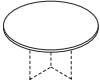
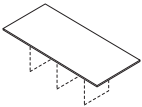
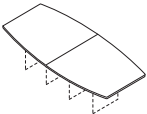
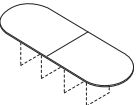
### Optional Selections:

### 4. Select Options and Factory Prepared Accessories (see page 42)

Ex: RWGSC (Star cut wire grommet)


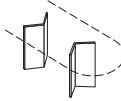
## Table Top Options




Table Top only; order Base separately. 120" and 144" Tops are in two pieces.

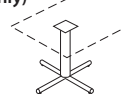
Circular Tops	D x W x H (in.)	ft <sup>3</sup> / lbs	Model	List Price
	36 x 36 x 1	2.5 / 80	35-CT363601	\$573
	42 x 42 x 1	3.3 / 90	35-CT424201	\$754
	48 x 48 x 1	4.3 / 100	35-CT484801	\$855
Rectangular Tops	D x W x H (in.)	ft <sup>3</sup> / lbs	Model	List Price
	36 x 72 x 1	4.8 / 220	35-RT367201	\$847
	48 x 96 x 1	8.5 / 270	35-RT489601	\$1,203
	48 x 120 x 1	7.1 / 320	35-RT481200	\$1,505
	48 x 144 x 1	8.5 / 370	35-RT481440	\$1,711
Boat-shaped Tops	D x W x H (in.)	ft <sup>3</sup> / lbs	Model	List Price
	48 x 96 x 1	8.5 / 270	35-BT489601	\$1,324
	48 x 120 x 1	7.1 / 320	35-BT481200	\$1,626
	48 x 144 x 1	8.5 / 370	35-BT481440	\$1,832
Racetrack Tops	D x W x H (in.)	ft <sup>3</sup> / lbs	Model	List Price
	36 x 72 x 1	4.8 / 210	35-RC367201	\$927
	48 x 96 x 1	8.5 / 260	35-RC489601	\$1,345
	48 x 120 x 1	7.1 / 310	35-RC481200	\$1,701
	48 x 144 x 1	8.5 / 360	35-RC481440	\$1,883

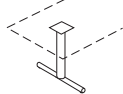
## Table Base Options

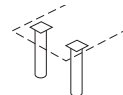
Note: When choosing a Metal Table Base option you must specify a Metal color

Laminate Cross Base	D x W x H (in.)	ft <sup>3</sup> / lbs	Model	List Price
	For 35-CT363601 Circular Top			
	20 x 20 x 29	1.1 / 40	35-BB202029CB	\$573
	For 35-CT424201 Circular Top			
	27 x 27 x 29	1.5 / 52	35-BB272729CB	\$655
	For 35-CT484801 Circular Top			
	33 x 33 x 29	1.8 / 66	35-BB333329CB	\$847
	Laminate V-Base (Not available with Circular Tops)			
	Priced per pair. Tables 72" & 96" require 1 pair. Tables 120" & 144" require 2 pairs.			
	16 x 16 x 29	1.0 / 36	35-BB161629V	\$855

Laminate Panel Base (Not available with Circular Tops)	D x W x H (in.)	ft <sup>3</sup> / lbs	Model	List Price
	For 72" Tops (Order one per table)			
	24 x 36 x 29	1.8 / 60	35-BB243629P	\$743
	For 96" Tops (Order one per table)			
	24 x 48 x 29	2.3 / 80	35-BB244829P	\$854
	For 120" Tops (Order one per table)			
	24 x 84 x 29	2.7 / 130	35-BB248429P	\$1,122
	For 144" Tops (Order one per table)			
	24 x 108 x 29	2.7 / 160	35-BB2410829P	\$1,272

Metal X-Leg Base (For Circular Tops only)	D x W x H (in.)	ft <sup>3</sup> / lbs	Model	List Price
	33 x 33 x 29	21.9 / 26	35-BB333329CL	\$806

Metal T-Leg Base (Not available with Circular Tops)	D x W x H (in.)	ft <sup>3</sup> / lbs	Model	List Price
	2 x 30 x 29	2.2 / 18	35-BB023029T	\$605

Metal Straight Leg Base (Not available with Circular Tops)	D x W x H (in.)	ft <sup>3</sup> / lbs	Model	List Price
	4 x 4 x 29	2.2 / 11	35-BB040429L	\$452



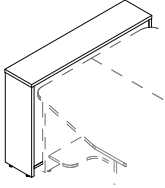
Assembly required  
for all products on  
this page

# Options & Accessories

## Collaboration Table Options

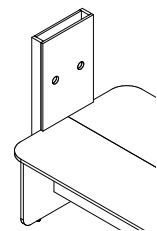
Not available with Conference Tables

### TV Lift



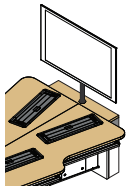
Dimensions	Model	List Price
<b>Electric motor lift raises TV from enclosed laminate end storage cabinet to usable height.</b>		
• To add <b>TV Lift</b> change last position of model number to "T"		
Ex: 46-CD6010230CS would become 46-CD6010230CT		
• Power strip included in TV Lift cabinet		
• <b>Note:</b> Only available on units with end wire compartment and D-Top Collaboration Tables		
10 5/8" D x 48" W x 32 7/8" H		Add \$4,836

### TV Cabinet



<b>Laminate Cabinet for mounting TV onto Collaboration Table with concealed wire management.</b>		
• To add <b>TV Cabinet</b> change last position of model number to "C"		
Ex: 46-DT486030RLB would become 46-DT486030RLC		
• Fits most screens 37" - 70". Max weight 165 lb.		
• <b>Note:</b> Only available on units with end wire compartment and D-Top Collaboration Tables		
4 3/8" D x 20" W x 57 3/8" H		Add \$2,057

### TV Mounting Pole

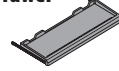


<b>TV Mounting Pole with 100mm or 400mm VESA mount pattern</b>		
• Field installed item		
• <b>Note:</b> Only compatible with units with end wire compartment		
100mm VESA	AC-TMP100	\$726
400mm VESA	AC-TMP400	\$726

## Factory Prepared Accessories

Must specify location of grommet / power center at time of order

### Factory Prepared NOVA Keyboard Drawer



D x W x H (in.)	Model	List Price
<b>Keyboard length to fit desk ordered. Only ordered when NO Visual Display Option is chosen.</b>		
24" - 34" wide	NK	\$163

### Rectangular Wire Grommet



<b>Rectangular black plastic grommet cover is removable for easy wire management</b>		
1 7/8" D x 3 1/4" W	WG1080	\$86

### Star Cut Wire Grommet



<b>Round black plastic grommet with rubber star cut opening allows more cords and cables to pass through.</b>		
2 3/4" Diameter	RWGSC	\$102

### Pop-up Power Center



<b>Two grounded outlets. Fluid one touch accessibility. 6ft, 15 Amp cord. UL listed.</b>		
3 3/4" D x 5" W	11225PP	\$418

### Pop-up Power / Data Center



<b>One grounded outlet. One opening for voice/data jack. Voice/Data Adapter Kit (included) provides adapters for couplers &amp; jacks from a variety of manufacturers. Fluid one touch accessibility. 6ft, 15 Amp cord. UL listed.</b>		
3 3/4" D x 5" W	11225PD	\$418

### Pop-up Power / USB Charging Center



<b>One grounded outlet. One USB charging duplex. Fluid one touch accessibility. 6ft, 15 Amp cord. UL Listed.</b>		
3 3/4" D x 5" W	11225PC	\$478

### Round Flush Power Center



<b>Two grounded outlets. Clean, flush mount. 6ft, 15 Amp cord. UL listed.</b>		
4" Diameter	3359PP	\$389

### Round Flush Power / USB Charging Center



<b>One grounded outlet. One USB charging duplex. Clean, flush mount. 6ft, 15 Amp cord. UL Listed.</b>		
4" Diameter	3359PC	\$456

### Round Power Center



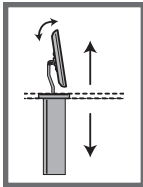
<b>One grounded outlet. Features spill-proof technology. 6ft, 15 Amp cord. UL Listed.</b>		
2" Diameter	3825P	\$305



Assembly required  
for all products on  
this page

# Visual Display Options

One (1) Visual Display Option per user in collaboration table ordered



## The Trolley™

- Ships installed in most units
- Maximum distance from center of wall mount VESA plate to bottom of monitor is 6 3/4" (171mm)

### The Trolley™ E

Maximum Dimensions for Widescreen:  
2 1/2" D x 18 7/8" W x 14 1/2" H  
up to 20" widescreen

### The Trolley™ EXL

Maximum Dimensions for Widescreen:  
2 1/2" D x 22 7/8" W x 14 1/2" H  
up to 24" widescreen

- Patented Access door automatically opens and closes with the push of a button
- Low voltage electrical motor to lift & lower monitor
- Intelligent Motion Technology™ provides operational intuition

Model	Wt(lbs)	Description	List Price
-------	---------	-------------	------------

### With NOVA Keyboard Drawer

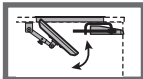
NOVA Keyboard Drawer installed in assembled units only.

**International Customers:** The Trolley™ includes Universal Power Control Units, compatible with all power requirements inside and outside the U.S.

TE0724NK	48	Trolley™ E & NOVA Keyboard Drawer	\$1,700 / User
----------	----	-----------------------------------	----------------

TE0728NK	48	Trolley™ EXL & NOVA Keyboard Drawer	\$2,255 / User
----------	----	-------------------------------------	----------------

Available with  **NOVA Linked™** To order, see page 22.



## Downview™

- Installation required

### 16" D x 21" W viewport (Widescreen)

Maximum Dimensions for Widescreen: 20 1/8" W x 12 1/2" H  
up to 21" widescreen

24" min. worksurface depth

### 18" D x 21" W viewport (Widescreen)

Maximum Dimensions for Widescreen: 20 1/8" W x 14 1/2" H  
up to 21" widescreen

26" min. worksurface depth

- Tinted, tempered glass viewport
- Keeps monitor under glass below worksurface
- Ergonomic viewing angle

Model	Wt(lbs)	Description	List Price
-------	---------	-------------	------------

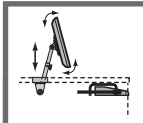
### With NOVA Keyboard Drawer

Downview™ & NOVA Keyboard Drawer installed in assembled units only.

Optional Privacy/Glare visor sold separately, see page 58 for pricing.

FPA1621NK	35	16" D x 21" W Downview™ & NOVA Keyboard Drawer	\$550 / User
-----------	----	--	--------------

FPA1821NK	35	18" D x 21" W Downview™ & NOVA Keyboard Drawer	\$583 / User
-----------	----	--	--------------



## Surface Mount Arm

- Installation required

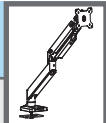
### Surface Mount Arm

Maximum Weight: 21 lbs  
Maximum Dimensions: Up to 24" widescreen

### Articulating Surface Mount Arm

Maximum Weight: 33 lbs  
Maximum Dimensions: Up to 35" widescreen

- Securely fastens monitor to worksurface
- Height and tilt adjustable



Model	Wt(lbs)	Description	List Price
-------	---------	-------------	------------

### With NOVA Keyboard Drawer

NOVA Keyboard Drawer installed in assembled units only.

SMA0203NK	13	SMA & NOVA Keyboard Drawer	\$421 / User
-----------	----	----------------------------	--------------

ASMA0203NK	22	Articulating SMA & NOVA Keyboard Drawer	\$665 / User
------------	----	---	--------------



# Gaming Desks





## Gaming Desks

NOVA's professional-grade gaming desks possess features that will make your gaming experience the best it can be. These desks are ideal for professional computer gamers and enthusiast gamers who demand the highest quality

- **4 desk widths for multi-monitor universal gaming setups**
- **Built-in wire management**
- **Durable thermofused laminate construction**
- **Designer laminate end panel base with leveling glides**
- **Spacious desk options – desks designed by gamers, built for durability by quality furniture manufacturers**
- **Most desk configurations are ADA Compliant**

*Level up your gaming*

# eSports Gaming Desks

## Features

- Different desk configurations geared for multi-monitor universal gaming setups
- ADA compliant in most configurations
- Standard edge detail: 2mm Flat PVC. Matching edge banding colors. Alternate worksurface edge banding colors available
- Thermofused Melamine Worksurface; 1" Thick
- Wire management channel included on rear fixed modesty panel
- CPU Shelf / Holder options available
- Manufactured with recycled post-industrial materials
- Ships assembled

## How To Order

### 1. Select model number

Ex: 48-GD304830RX

### 2. Select laminate base and worksurface color (see page 60)

Ex: 174    030  
Base    Worksurface

### Optional Selections:

### 3. Select alternate edge banding color for worksurface (see color options below)

Ex: 664 (White edge banding for worksurface)

**Note:** Edge banding will match color of worksurface if no alternate color is selected

### 4. Select Visual Display Option (see next page)

Ex: ASMA0203XK2 (Qty 2 Articulating Surface Mount Arms w/o keyboard drawer)

### 5. Select Desk Options & Factory Installed Accessories (see next page)

Ex: 11225PD (Pop-up Power / Data Center)

## Model Number Structure

**48** - **GD** **304830** **RX**  
Series    Type    Size    CPU  
 GD=Gaming Desk    D x W x H    Style  
 XX=No CPU  
 RX=Right Slide-out CPU Shelf  
 LX=Left Slide-out CPU Shelf

## Visual Display Option

### Articulating Surface Mount Arm

Maximum monitor dimensions: Up to 35" widescreen

Maximum monitor weight: 33 lb

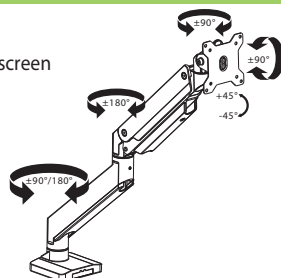
Base Rotation Range: ±90° / 180°

Middle Rotation Range: ±180°

Monitor Rotation Range: ±90°

Monitor Orientation Rotation: ±90°

Monitor Tilt Range: ±45°

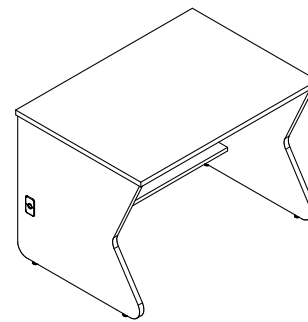


## Grommets

Standard grommets in end panels are rectangular black plastic.

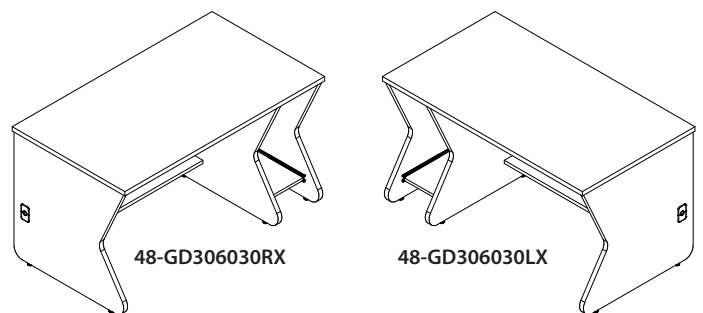
## Gaming Desks

D x W x H (in.)	ft <sup>3</sup> / lbs	Model	List Price
30 x 36 x 30	22.6 / 133	46-GD303630XX	\$1,030
30 x 42 x 30	26.3 / 144	46-GD304230XX	\$1,103
30 x 48 x 30	29.9 / 155	46-GD304830XX	\$1,175
30 x 60 x 30	37.3 / 177	46-GD306030XX	\$1,393



## Gaming Desks with Slide-out CPU Shelf

D x W x H (in.)	ft <sup>3</sup> / lbs	Model	List Price
30 x 42 x 30	26.3 / 164	46-GD304230RX	\$1,529
30 x 48 x 30	29.9 / 175	46-GD304830RX	\$1,601
30 x 60 x 30	37.3 / 197	46-GD306030RX	\$1,819
30 x 42 x 30	26.3 / 164	46-GD304230LX	\$1,529
30 x 48 x 30	29.9 / 175	46-GD304830LX	\$1,601
30 x 60 x 30	37.3 / 197	46-GD306030LX	\$1,819



CPU Size by Desk Width	
Desk Width	Slide-out CPU Shelf Width
42"	7 5/8"
48" / 60"	10"

## Alternate Worksurface Edge Banding Colors







ASSEMBLY REQUIRED

# Options & Accessories

for eSports Gaming Desks

## Options for Gaming Desks

### NOVA eSports Logo



Dimensions (in.)	Model	List Price
Standard eSports Logo to display on outside of rear fixed modesty panel		
32" W x 12" H	ES-LOGO	\$484

### Custom eSports Logo

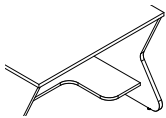


Custom design eSports Logo to display on outside of rear fixed modesty panel. Must supply artwork file for quote and order. MAX size: (Desk Width minus 2 3/8") W x 23" H

ES-LOGO-C	Contact for quote
-----------	-------------------

\*Example logo shown for reference only

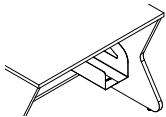
### CPU Shelf



**Not available on Desks with Slide-out CPU Shelf**  
Change straight fixed shelf to contoured laminate CPU shelf. MAX area: 21 1/4" D x 9 1/2" W x 22 3/8" H  
**Note:** Adding CPU Shelf option to 36" W Desk removes ADA Compliancy

Left-handed CPU Shelf	-CSL	\$260
Right-handed CPU Shelf	-CSR	\$260

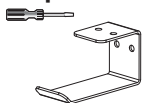
### CPU Holder



**Not available on Desks with Slide-out CPU Shelf**  
Add factory-installed metal adjustable CPU holder. MAX CPU: (Min 4 1/4" - Max 7 1/2") W x 18 3/8" H  
**Note:** Adding CPU Holder option to 36" W Desk removes ADA Compliancy

Left-handed CPU Holder	-CHL	\$260
Right-handed CPU Holder	-CHR	\$260

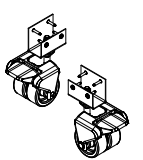
### Headphone Hook



Field-installed hook for storing headphones. Can be adhesive or screw mounted under worksurface or on end panel

4" D x 1 1/2" W x 2" H	AC-HH02	\$90
------------------------	---------	------

### Casters

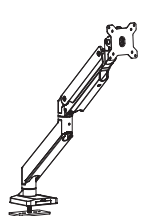


To add casters, add "-C" to the end of model number. Includes stabilization bracket.

Gaming Desk   Set of 4 (2 locking, 2 non-locking)		
2 5/8" D x 1 3/4" W x 3 1/4" H	-C	\$121 / set
Gaming Desk w/ Slide-out CPU Shelf   Set of 6 (2 locking, 4 non-locking)		
2 5/8" D x 1 3/4" W x 3 1/4" H	-C	\$181 / set

## Visual Display Options

### Articulating Surface Mount Arm




Configuration	Model	List Price
Field-installed, grommet-mount Articulating Surface Mount Arm. Available with (NK) or without (XK) NOVA Keyboard Drawer.		
Standard color is black metal & plastic.		
<b>Note:</b> Adding Keyboard Drawer removes ADA Compliancy		
1 Arm / No Keyboard	ASMA0203XK1	\$500
2 Arms / No Keyboard	ASMA0203XK2	\$1,002
3 Arms / No Keyboard	ASMA0203XK3	\$1,504
1 Arm / 1 Keyboard	ASMA0203NK1	\$665
2 Arms / 1 Keyboard	ASMA0203NK2	\$1,167
3 Arms / 1 Keyboard	ASMA0203NK3	\$1,669

## Factory Installed Accessories

Must specify location of grommet / power center at time of order

### Factory Installed NOVA Keyboard Drawer



Dimensions (in.)	Model	List Price
Keyboard length to fit desk ordered. Only ordered when NO Visual Display Option is chosen.		
	<b>Note:</b> Adding Keyboard Drawer removes ADA Compliancy	
	NK	\$163

### Star Cut Wire Grommet



Round black plastic grommet with rubber star cut opening allows more cords and cables to pass through.

2 3/4" Diameter	RWGSC	\$102
-----------------	-------	-------

### Power Strip



Six grounded outlets. On/Off switch on power strip. 6ft, 15 Amp cord. UL listed.

2" D x 11" W	PS	\$125
--------------	----	-------

### Pop-up Power Center



Two grounded outlets. Fluid one touch accessibility. 6ft, 15 Amp cord. UL listed.

3 3/4" D x 5" W	11225PP	\$418
-----------------	---------	-------

### Pop-up Power / Data Center



One grounded outlet. One opening for voice/data jack. Voice/Data Adapter Kit (included) provides adapters for couplers & jacks from a variety of manufacturers. Fluid one touch accessibility. 6ft, 15 Amp cord. UL listed.

3 3/4" D x 5" W	11225PD	\$418
-----------------	---------	-------

### Pop-up Power / USB Charging Center



One grounded outlet. One USB charging duplex. Fluid one touch accessibility. 6ft, 15 Amp cord. UL Listed.

3 3/4" D x 5" W	11225PC	\$478
-----------------	---------	-------

### Round Flush Power Center



Two grounded outlets. Clean, flush mount. 6ft, 15 Amp cord. UL listed.

4" Diameter	3359PP	\$389
-------------	--------	-------

### Round Flush Power / USB Charging Center



One grounded outlet. One USB charging duplex. Clean, flush mount. 6ft, 15 Amp cord. UL Listed.

4" Diameter	3359PC	\$456
-------------	--------	-------

### Round Power Center



One grounded outlet. Features spill-proof technology. 6ft, 15 Amp cord. UL Listed.

2" Diameter	3825P	\$305
-------------	-------	-------



# Retrofit





## Retrofit

Transform your existing work area into a high-tech, multi-use workspace with NOVA's Retrofit Kits

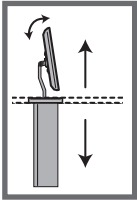
Retrofit Kits are suited for most environments including, but not limited to...

- **Board Rooms**
- **Reception Areas**
- **Hospitality Desks**
- **Corporate Offices**
- **Home Offices**
- **Correctional Institutions**
- **Healthcare Facilities**
- **Common Areas & Lobbies**
- **Libraries**

***The right technology  
in your furniture***

# Retrofit

## Retrofit Kit Technology Options



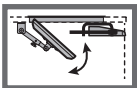
### The Trolley™ Monitor Lift System

**Features:**

- Patented access door automatically opens and closes with the push of a button
- Low voltage electrical motor to lift and lower monitor
- Intelligent Motion Technology™ provides operational intuition
- Provides flexible, ergonomic flat screen location when raised
- Clears line-of-sight when submerged
- Allows for multi-use workstations and classrooms
- Hides confidential information when necessary
- Reduces the risk of damage to flat panel display
- Creates a clean, uncluttered look in the classroom or office
- Manage technology in your workspace environment

Trolley Model	Dimensions	Min Install Space	Max Monitor Dimensions			Max Monitor Weight
			Fits most monitors up to 20" widescreen	2 ½" D 18 7/8" W 14 ½" H	63.5mm D 479.4mm W 368.3mm H	
E	8 ¾" D 24 5/8" W 22 5/8" H	24" D 21" W	Fits most monitors up to 20" widescreen	2 ½" D 18 7/8" W 14 ½" H	63.5mm D 479.4mm W 368.3mm H	21lb
EXL	8 ¾" D 28 5/8" W 22 5/8" H	24" D 25" W	Fits most monitors up to 24" widescreen	2 ½" D 22 7/8" W 14 ½" H	63.5mm D 581.0mm W 368.3mm H	

**NOTE:** Maximum distance from center of wall mount VESA plate to bottom of monitor is 6 ¾" (171mm)



### Downview™

**Features:**

- Tinted, tempered glass viewport
- Keeps monitor under glass below worksurface
- Ergonomic viewing angle
- Allows for multi-use working and learning environments
- Proven to be ergonomically beneficial, increasing productivity
- Saves premium classroom and desktop space
- Hides confidential information
- Creates a clean, uncluttered look in the classroom or office
- Reduces the risk of damage to flat panel display

Downview Model	Dimensions	Min Install Space	Max Monitor Dimensions			Max Monitor Weight
1621	16 7/8" D 21 7/8" W	24" D 22" W	Fits most monitors up to 21" widescreen	20 1/8" W 12 1/2" H	511mm W 318mm H	21lb
1821	18 7/8" D 21 3/8" W	24" D 22" W	Fits most monitors up to 21" widescreen	20 1/8" W 14 1/2" H	511mm W 368mm H	
2124	21 7/8" D 24 13/16" W	27 1/4" D 25" W	Fits most monitors up to 24" widescreen	23 1/8" W 19" H	587mm W 482mm H	



### Surface Mount Arm (SMA)

**Features:**

- Securely fastens monitor to worksurface
- Height and tilt adjustable
- Allows for multi-use working and learning environments
- Saves premium classroom and desktop space
- Creates a clean, uncluttered look in the classroom or office
- Reduces the risk of damage to flat panel display

SMA Model	Dimensions	Min Install Space	Max Monitor Dimensions	Max Monitor Weight
SMA0203	1 ¾" D 7 1/8" W	18" D 8 1/8" W	Fits most monitors up to 24" widescreen	21lb

Retrofit Kit pricing does not include installation

# The Trolley™ Retrofit Kits

## The Trolley™ Models & Pricing

### Model Number Structure

<b>TE</b>	<b>- 0</b>	<b>- 0728</b>	<b>- NK</b>	<b>- 30</b>
<b>Technology</b>	<b>Style</b>	<b>Size</b>	<b>Keyboard Drawer Option</b>	<b>Keyboard Drawer Size</b>
TE=Trolley		0724=E 0728=EXL	NK=NOVA Keyboard Drawer XK=No Keyboard Drawer	24=24" Keyboard Drawer* 28=28" Keyboard Drawer 30=30" Keyboard Drawer 34=34" Keyboard Drawer

\*The Trolley™ E Only

**Kit Includes:** Assembled Trolley™, 100mm VESA Plate, and optional NOVA Keyboard Drawer with Hangers.

For monitors that have a VESA standard attachment method on the back.  
**NOTE:** Maximum distance from center of wall mount VESA plate to bottom of monitor is 6 ¾" (171mm)

**International Customers:** The Trolley™ includes Universal Power Control Units, compatible with all power requirements inside and outside the U.S.

Available with  **NOVALinked™** To order, see page 22.

NOVALinked™ is a networking system that provides complete control of NOVA's Trolley™ monitor lifts in a classroom or training room setting.

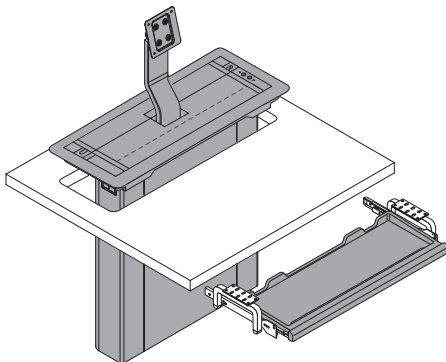
### The Trolley™ E

#### Fits most monitors up to 20" widescreen

- **Maximum monitor dimensions:** 2 ½" D x 18 ⅞" W x 14 ½" H (63.5mm D x 479.4mm W x 368.3mm H)
- **Weight of monitor cannot exceed 21lb**
- **Minimum 28" worksurface height required**
- **Minimum 24" depth of clearance underneath worksurface**

Min. Clearance	ft <sup>3</sup> / lb	Model	List Price
<b>With NOVA Keyboard Drawer</b>			
25 ⅞" W	4.8 / 44	TE-0-0724-NK-24	\$1,893
29 ½" W	4.9 / 45	TE-0-0724-NK-28	\$1,893
31 ½" W	5.0 / 46	TE-0-0724-NK-30	\$1,893
35 ½" W	5.2 / 48	TE-0-0724-NK-34	\$1,893
<b>Without Keyboard Drawer</b>			
21" W	3.7 / 32	TE-0-0724-XK	\$1,783

Box size: 11" D x 26" W x 26" H



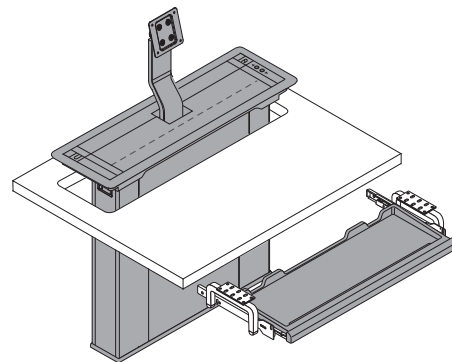
### The Trolley™ EXL

#### Fits most monitors up to 24" widescreen

- **Maximum monitor dimensions:** 2 ½" D x 22 ⅞" W x 14 ½" H (63.5mm D x 581.0mm W x 368.3mm H)
- **Weight of monitor cannot exceed 21lb**
- **Minimum 28" worksurface height required**
- **Minimum 24" depth of clearance underneath worksurface**

Min. Clearance	ft <sup>3</sup> / lb	Model	List Price
<b>With NOVA Keyboard Drawer</b>			
29 ½" W	4.9 / 45	TE-0-0728-NK-28	\$2,504
31 ½" W	5.0 / 46	TE-0-0728-NK-30	\$2,504
35 ½" W	5.2 / 48	TE-0-0728-NK-34	\$2,504
<b>Without Keyboard Drawer</b>			
25" W	3.7 / 32	TE-0-0728-XK	\$2,396

Box size: 11" D x 30" W x 26" H





# The Trolley™ E Retrofit Kits

## Components & Dimensions

Worksurface footprint: 24 5/8" W x 8 3/8" D  
 Worksurface cut-out: 24 1/8" W x 7 7/8" D

Min. worksurface depth: 24"

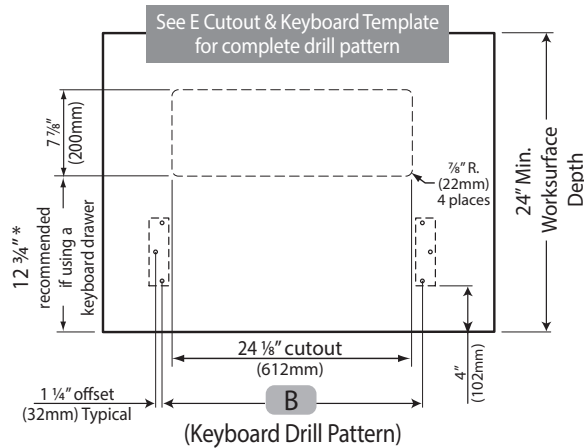
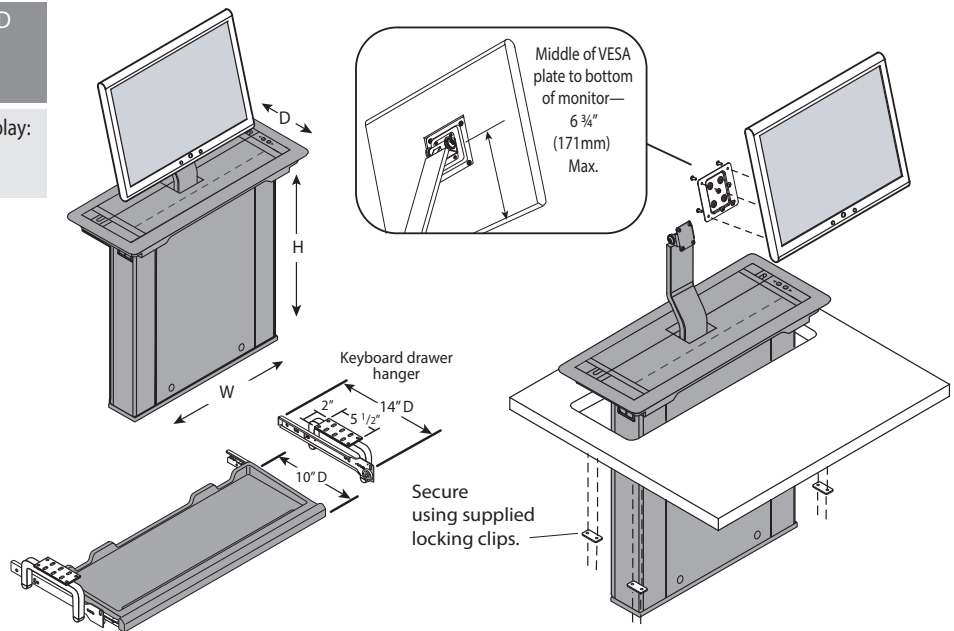
Maximum Dimensions for Flat Panel Display:  
 2 1/2" D x 18 7/8" W x 14 1/2" H  
 Fits most widescreen monitors up to 20"

### TROLLEY E

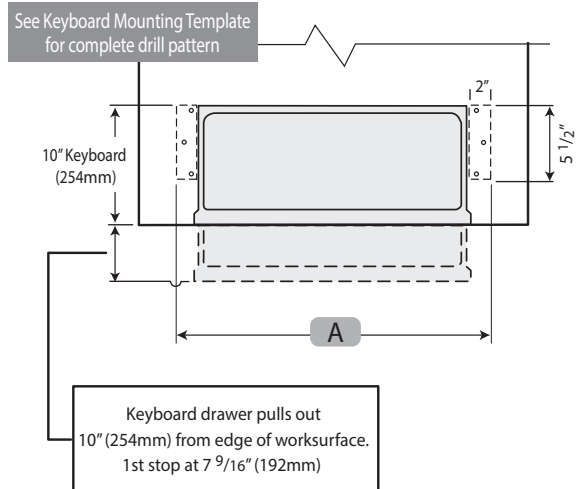
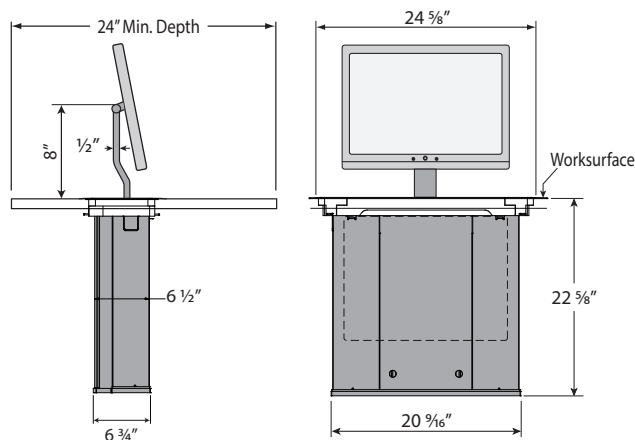
Low voltage electrical motor to lift and lower monitor. Display submerges into desktop when not in use. Intelligent Motion Technology™ provides operational intuition. Tamper guard security hardware. Provides vertical tilt adjustment in "up" position. Access doors automatically open and close. Secure to worksurface with supplied locking clips.

### KEYBOARD DRAWER

Textured black thermoformed ABS keyboard drawer features soft radius edges. Five positive inward and outward stop locations. Outward locking tabs prevent accidental removal of keyboard drawer.



Keyboard size	Dimension A Min. Kneespace Width	Dimension B Keyboard drill pattern
24"	25 7/8" (657mm)	22 19/32" (574mm)
28"	29 1/2" (747mm)	26 3/16" (664mm)
30"	31 1/2" (798mm)	28 1/16" (713mm)
34"	35 1/2" (899mm)	32 1/8" (816mm)



Dimensions are for underneath side of worksurface. Product specifications are subject to change without notice. Dimensions are nominal.

# The Trolley™ EXL Retrofit Kits

## Components & Dimensions

Worksurface footprint: 28 5/8" W x 8 3/8" D  
 Worksurface cut-out: 28 1/8" W x 7 7/8" D  
 Min. work surface depth: 24"

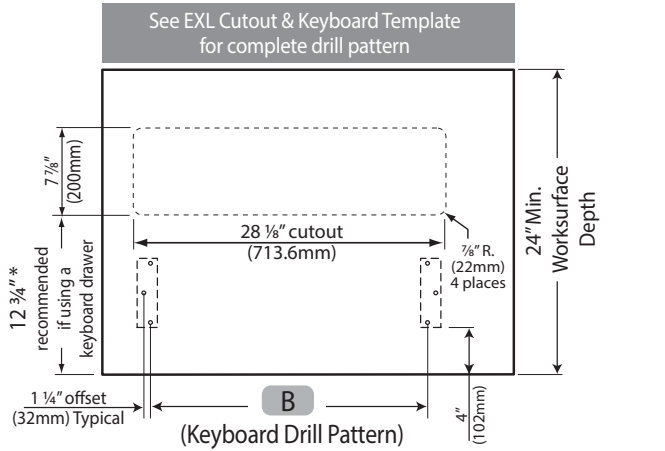
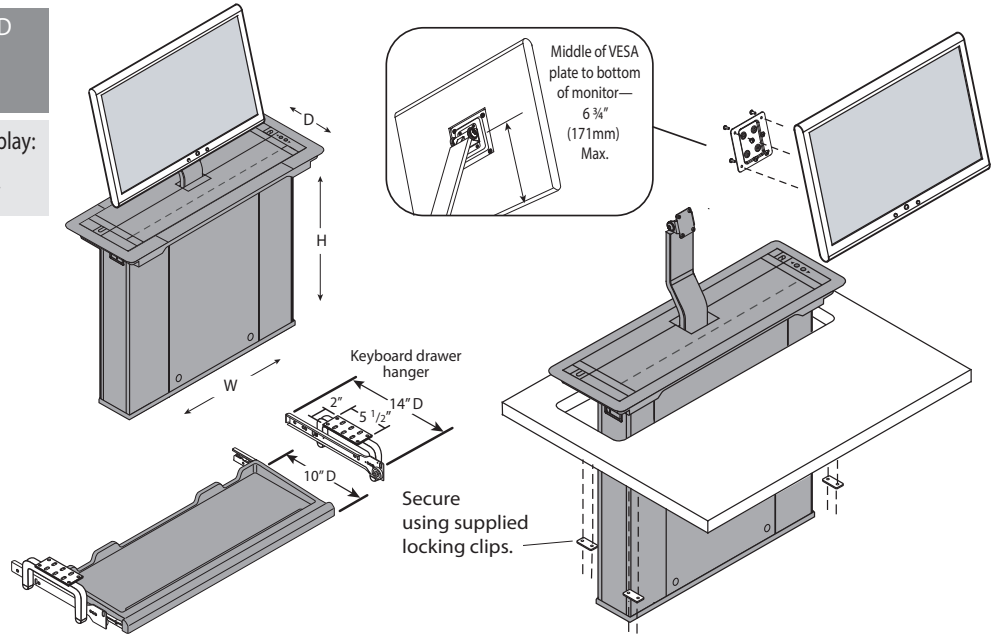
Maximum Dimensions for Flat Panel Display:  
 2 1/2" D x 22 7/8" W x 14 1/2" H  
 Fits most widescreen monitors up to 24"

### TROLLEY EXL

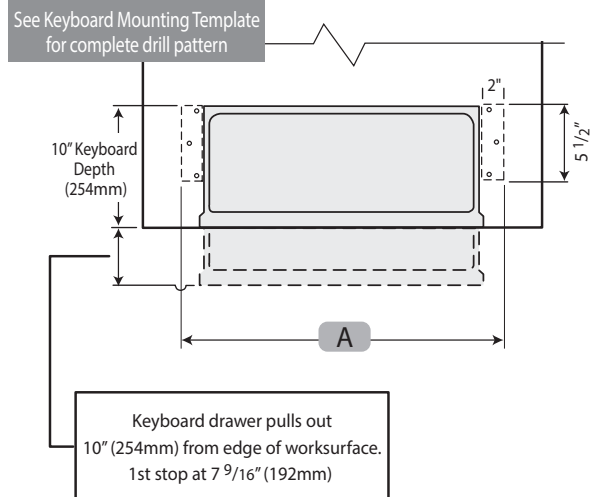
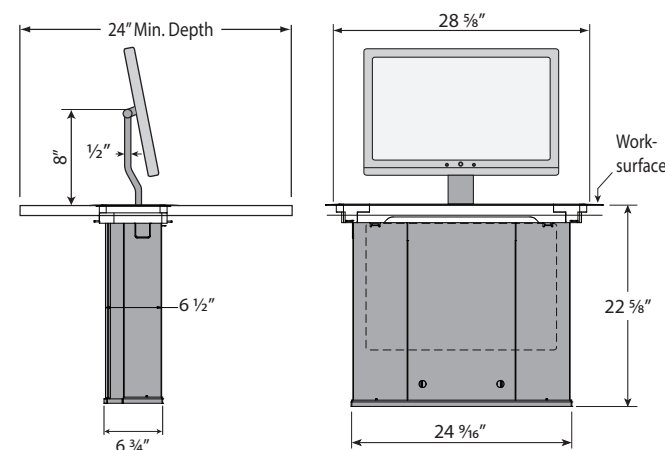
Low voltage electrical motor to lift and lower monitor. Display submerges into desktop when not in use. Intelligent Motion Technology™ provides operational intuition. Tamper guard security hardware. Provides vertical tilt adjustment in "up" position. Access doors automatically open and close. Secure to worksurface with supplied locking clips.

### KEYBOARD DRAWER

Textured black thermoformed ABS keyboard drawer features soft radius edges. Five positive inward and outward stop locations. Outward locking tabs prevent accidental removal of keyboard drawer.



Keyboard size	Dimension A Min. Kneespace Width	Dimension B Keyboard drill pattern
28"	29 1/2" (747mm)	26 3/16" (664mm)
30"	31 1/2" (798mm)	28 1/16" (713mm)
34"	35 1/2" (899mm)	32 1/8" (816mm)



Dimensions are for underneath side of worksurface. Product specifications are subject to change without notice. Dimensions are nominal.

# Downview™ Retrofit Kits

## Downview™ Models & Pricing

### Model Number Structure

<b>FPA - 0</b>	<b>- 1821</b>	<b>- NK</b>	<b>- 30</b>
<b>Technology</b>	<b>Style</b>	<b>Size</b>	<b>Keyboard Drawer Option</b>
FPA=Downview		1621= 16" x 21" Viewport	NK=NOVA Keyboard Drawer
		1821= 18" x 21" Viewport	XK=No Keyboard Drawer
		2124= 21" x 24" Viewport	
			24=24" Keyboard Drawer*
			28=28" Keyboard Drawer
			30=30" Keyboard Drawer

\*Not available w/ FPA2124

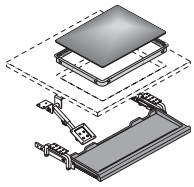
**Kit Includes:** Tinted Tempered Glass, Trim Ring, Adjustable Flat Panel Arm, 100mm VESA Plate, and optional NOVA Keyboard Drawer with Hangers. For monitors that have a VESA standard attachment method on the back.

**Weight of Monitor cannot exceed 21lb.**  
**Minimum 28" worksurface height required.**

### 16" x 21" Widescreen Downview™

#### Fits most monitors up to 21" widescreen

- Maximum monitor dimensions: 20 1/8" W x 12 1/2" H (511mm W x 318mm H)
- Minimum 24" depth of clearance underneath worksurface

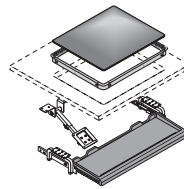


Min. Clearance	ft <sup>3</sup> / lb	Model	List Price
<b>With NOVA Keyboard Drawer</b>			
25 7/8" W	3.4 / 22	FPA-0-1621-NK-24	\$762
29 1/2" W	3.4 / 24	FPA-0-1621-NK-28	\$762
31 1/2" W	4.7 / 25	FPA-0-1621-NK-30	\$762
<b>Without Keyboard Drawer</b>			
22" W	3.4 / 12	FPA-0-1621-XK	\$641

### 18" x 21" Widescreen Downview™

#### Fits most monitors up to 21" widescreen

- Maximum monitor dimensions: 20 1/8" W x 14 1/2" H (511mm W x 368mm H)
- Minimum 24" depth of clearance underneath worksurface

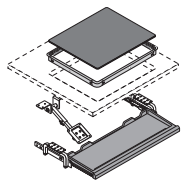


Min. Clearance	ft <sup>3</sup> / lb	Model	List Price
<b>With NOVA Keyboard Drawer</b>			
25 7/8" W	3.4 / 19	FPA-0-1821-NK-24	\$794
29 1/2" W	3.4 / 21	FPA-0-1821-NK-28	\$794
31 1/2" W	4.7 / 25	FPA-0-1821-NK-30	\$794
<b>Without Keyboard Drawer</b>			
22" W	3.4 / 12	FPA-0-1821-XK	\$672

### 21" x 24" Widescreen Downview™

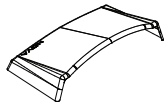
#### Fits most monitors up to 24" widescreen


- Maximum monitor dimensions: 23 1/8" W x 19" H (587mm W x 482mm H)
- Minimum 27 1/4" depth of clearance underneath worksurface




Min. Clearance	ft <sup>3</sup> / lb	Model	List Price
<b>With NOVA Keyboard Drawer</b>			
29 1/2" W	3.4 / 26	FPA-0-2124-NK-28	\$984
31 1/2" W	4.8 / 27	FPA-0-2124-NK-30	\$984
<b>Without Keyboard Drawer</b>			
25" W	3.4 / 14	FPA-0-2124-XK	\$866

### Accessories & Options

Privacy / Glare Visor	D x W x H (in.)	ft <sup>3</sup> / lb	Model	List Price
	12 x 26 1/2 x 6		AC-1064	\$118

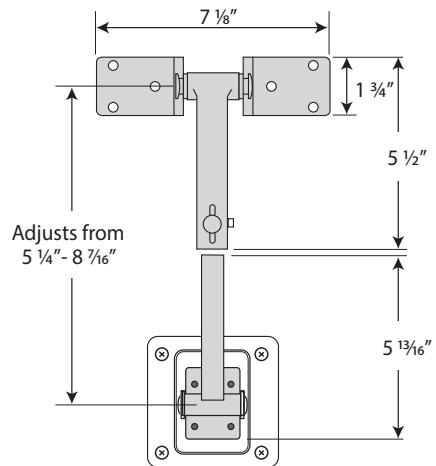
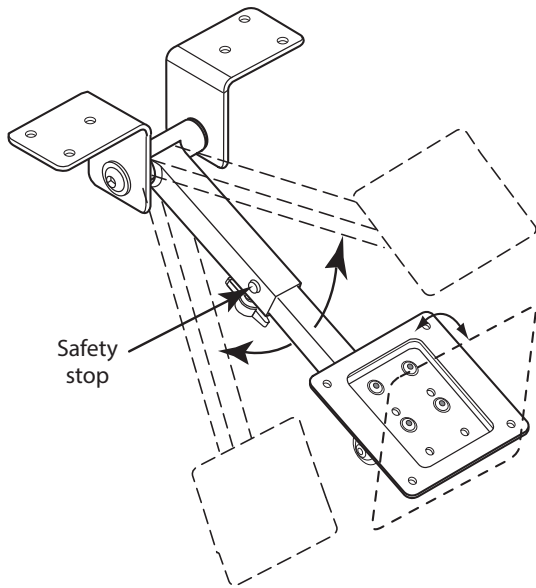
Replacement Tinted & Tempered Glass	Can only be ordered as replacement glass. Must provide PO number of purchased unit. Shipped separately.			
	21 x 18 x 1/4	0.5 / 9	AC-SG10721821	\$123
	24 x 21 x 1/4	0.6 / 11	AC-SG10732124	\$140
<b>Widescreen glass</b>				
	16 x 21 x 1/4	0.5 / 9	AC-SG10701621W	\$123
	18 x 21 x 1/4	0.5 / 9	AC-SG10721821W	\$123
	21 x 24 x 1/4	0.6 / 11	AC-SG10732124W	\$140

FPA Arm	Flat Panel Arm. Height and tilt adjustable. Adjustable from fully- to semi-recessed positions.			
	0.2 / 3	FPA-8-2006	\$343	

# Downview™ Retrofit Kits

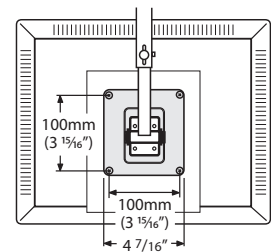
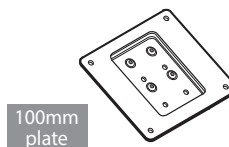
## Specifications

Adjustable Flat Panel Arm (FPA) - Max weight 21lb



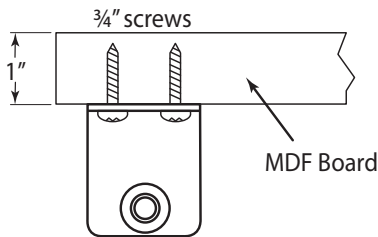
### PLATE SIZES

The arm ships with a 100mm VESA plate only.



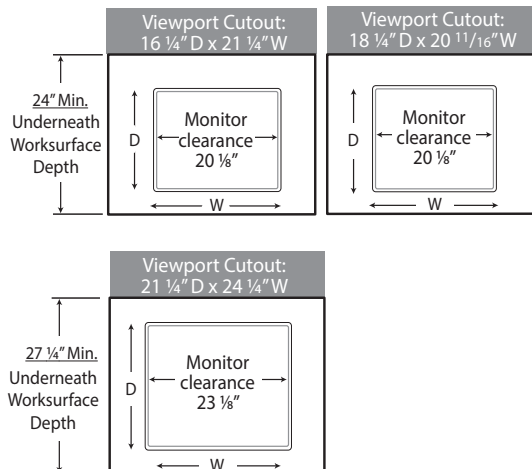
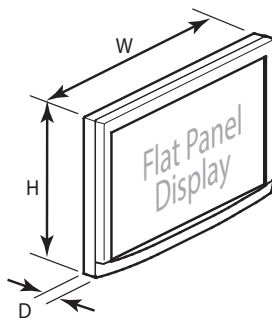
The 75mm VESA plate is available as a separate line item. (See page 59)

Worksurface Thickness: 1" - 2" thick



### Worksurface Specification Diagrams

Use these images as a guide to help determine the appropriate worksurface cutout for your monitor dimensions.



Dimensions are for underneath side of worksurface.  
Product specifications are subject to change without notice. Dimensions are nominal.



# Downview™ Retrofit Kits

## Components & Dimensions

Maximum weight for flat panel display: 21lb

Maximum monitor dimensions:

16x21 widescreen viewport: 20 1/8" W x 12 1/2" H (511mm x 318mm)

18x21 widescreen viewport: 20 1/8" W x 14 1/2" H (511mm x 368mm)

21x24 widescreen viewport: 23 1/8" W x 19" H (587mm x 482mm)


### GLASS

Tinted (T41 rating) and tempered with screen printed border and graphics.

Glass for FPA-0-1621: 16" D x 21" W x 1/4" H

Glass for FPA-0-1821: 18" D x 21" W x 1/4" H

Glass for FPA-0-2124: 21" D x 24" W x 1/4" H



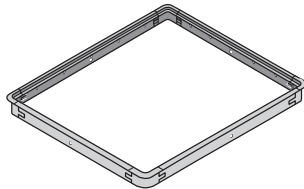
### TRIM RING

Manufactured using injection molded plastic, allowing support of viewport.

Trim ring for FPA-0-1621: 16" D x 21" W x 1/4" H

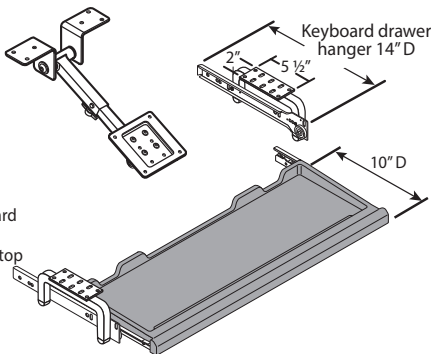
Trim ring for FPA-0-1821: 18" D x 21" W x 1/4" H

Trim ring for FPA-0-2124: 21" D x 24" W x 1/4" H



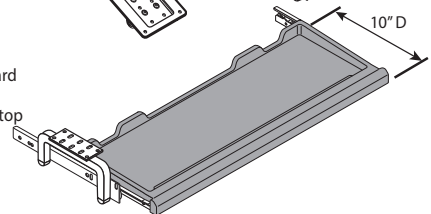
### FLAT PANEL ARM

Mounts underneath worksurface, supporting the flat panel display on a tension-mounted steel arm. The display attaches with a VESA compliant steel plate. Can be adjusted to fit fully-recessed or semi-recessed positions. 100mm VESA Plate included.

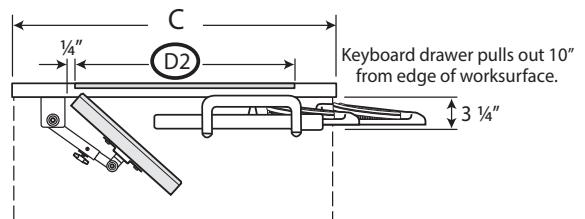
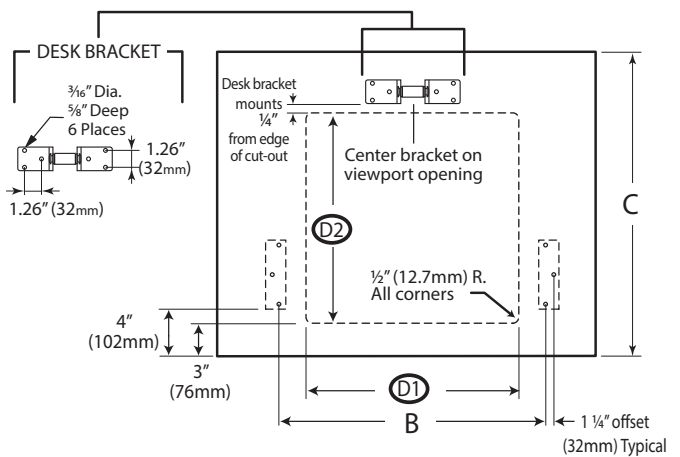
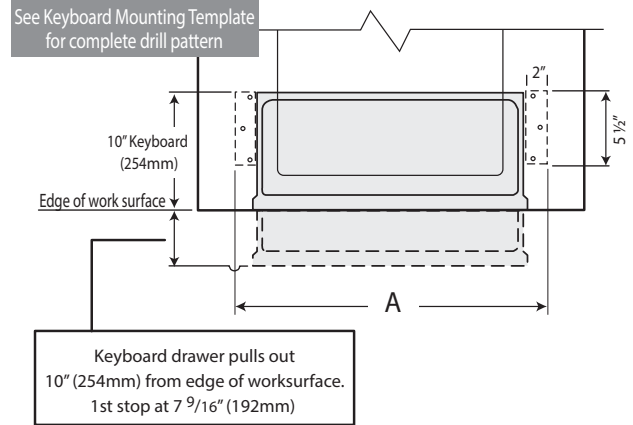


### KEYBOARD DRAWER

Textured black thermoformed ABS keyboard drawer features soft radius edges. Five positive inward and outward stop locations. Outward locking tabs prevent accidental removal of keyboard drawer.



Keyboard size	Dimension A Min. Kneespace Width	Dimension B Keyboard drill pattern
24"	25 7/8" (657mm)	22 1/32" (574mm)
28"	29 1/2" (747mm)	26 3/16" (664mm)
30"	31 1/2" (798mm)	28 1/16" (713mm)



Kit Model No.	Dimension C Min. Worksurface Depth	Dimension D1 x Dimension D2 Viewport Cut-Out (W x D)
FPA-0-1621	24" (610mm)	21 1/4" (540mm) x 16 1/4" (413mm)
FPA-0-1821	24" (610mm)	20 1/16" (526mm) x 18 1/4" (464mm)
FPA-0-2124	27 1/4" (692mm)	24 1/4" (616mm) x 21 1/4" (540mm)

Dimensions are for underneath side of worksurface. Product specifications are subject to change without notice. Dimensions are nominal. To offset your viewport and keyboard drawer, please call Customer Support at 1-800-730-6682 for special installation instructions.

# Surface Mount Arm Retrofit Kits

## Model Number Structure

**SMA - 1 - 0203 - NK - 30**

Technology	Style	Size	Keyboard Drawer Option	Keyboard Drawer Size
SMA=Surface Mount Arm			NK=NOVA Keyboard Drawer	24=24" Keyboard Drawer 28=28" Keyboard Drawer 30=30" Keyboard Drawer 34=34" Keyboard Drawer

**Kit Includes:** Surface Mount Arm, 100mm VESA Plate, and optional NOVA Keyboard Drawer with Hangers.

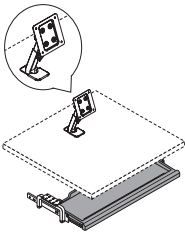
For monitors that have a VESA standard attachment method on the back.  
**Weight of Monitor cannot exceed 21lb**  
Arm mounts under worksurface through grommet cutout

## Models & Pricing

**Fits most monitors up to 24" widescreen**

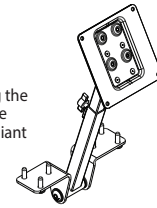
- Minimum 18" depth of clearance underneath worksurface

Min. Clearance	ft <sup>3</sup> / lb	Model	List Price
<b>With NOVA Keyboard Drawer</b>			
25 7/8" W	2.5 / 12	SMA-1-0203-NK-24	\$518
29 1/2" W	2.7 / 12	SMA-1-0203-NK-28	\$518
31 1/2" W	2.8 / 13	SMA-1-0203-NK-30	\$518
35 1/2" W	2.9 / 13	SMA-1-0203-NK-34	\$518
<b>Without Keyboard Drawer</b>			
8 1/8" W	1.4 / 3	SMA-1-0203-XK	\$397

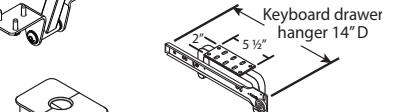


## Components & Dimensions

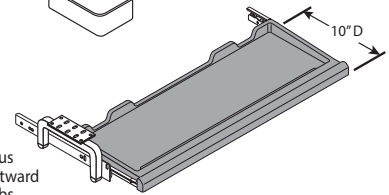
**SURFACE MOUNT ARM**  
Mounts underneath worksurface through grommet hole, supporting the flat panel display on a steel arm. The display attaches with a VESA compliant steel plate. 100mm VESA Plate included.



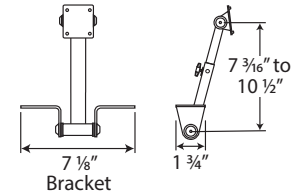
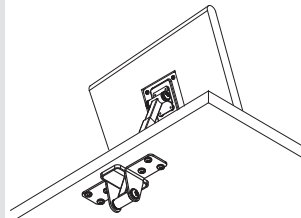
**GROMMET**  
Black plastic worksurface grommet with removable cover.



**KEYBOARD DRAWER**  
Textured black thermoformed ABS keyboard drawer features soft radius edges. Five positive inward and outward stop locations. Outward locking tabs prevent accidental removal of keyboard drawer.

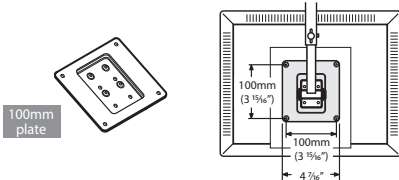


Bracket mounted to underside of worksurface.



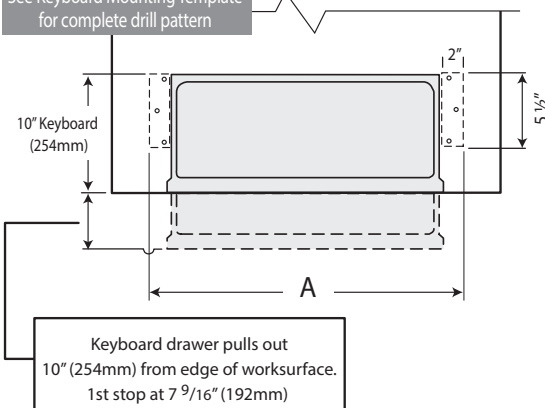
## Components & Dimensions

The arm ships with a 100mm VESA plate only.  
75mm VESA plate is available as a separate line item (see page 65).

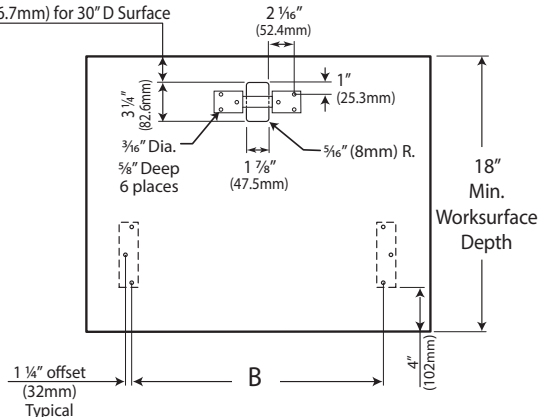


Keyboard size	Dimension A Min. Kneespace Width	Dimension B Keyboard drill pattern
24"	25 7/8" (657mm)	22 19/32" (574mm)
28"	29 1/2" (747mm)	26 3/16" (664mm)
30"	31 1/2" (798mm)	28 1/16" (713mm)
34"	35 1/2" (899mm)	32 1/8" (816mm)

See Keyboard Mounting Template for complete drill pattern



1 1/16" (27mm) for 18" or 24" D Surface  
3 13/16" (96.7mm) for 30" D Surface



Dimensions are for underneath side of worksurface. Product specifications are subject to change without notice. Dimensions are nominal.

# Accessories

Please Note: All items on this page must be field installed



### NOVA Keyboard Drawer

- Tucks neatly away under the worksurface.
- Five locking positions.
- Tray is black, matt finish plastic.

AC-NK102024	24" W	\$260
AC-NK102028	28" W	\$260
AC-NK102030	30" W	\$260
AC-NK102034	34" W	\$260



### Pop-up Power Center

- Two grounded outlets
- 6ft, 15 Amp cord
- UL Listed
- Cutout Dimensions: 3 3/4" D x 5" W

AC-11225PP \$366



### Adjustable CPU Holder

- Mounts to underside of work surface
- Fits most CPUs up to 18" H
- Add -L to end of model # for Left CPU Holder

#### Standard Profile

AC-ACPU1 (Adjusts 4 1/4"-7 1/2" W) \$260

#### Medium Profile

AC-ACPU4 (Adjusts 3 1/4"-5 1/2" W) \$260

#### Ultra Thin Profile

AC-ACPU3 (Adjusts 2 1/4"-3 1/2" W) \$260



### Pop-up Power / Data Center

- One grounded outlet
- One opening for voice / data jack
- 6ft, 15 Amp cord
- Voice/Data Adapter Kit (included) provides adapters for couplers & jacks from a variety of manufacturers
- UL Listed
- Cutout Dimensions: 3 3/4" D x 5" W

AC-11225PD \$366



### Privacy / Glare Visor

- Black plastic visor can be used with NOVA's Downview™ technology when unusual lighting conditions are present

#### Visor Dimensions:


AC-1064 12" D x 26 1/2" W x 6" H \$118



### Pop-up Power / USB Charging Center

- One grounded outlet
- One USB charging duplex
- 6ft, 15 Amp cord
- UL Listed
- Cutout Dimensions: 3 3/4" D x 5" W

AC-11225PC \$426



### Replacement Viewport Glass

- For furniture that incorporates the Downview™ Visual Display Option
- Only available as replacement glass. Must provide PO number of purchased unit

AC-SG10721821 (21" D x 18" W) \$123

AC-SG10732124 (24" D x 21" W) \$140

#### Widescreen Glass

AC-SG10701621W (16" D x 21" W) \$123

AC-SG10721821W (18" D x 21" W) \$123

AC-SG10732124W (21" D x 24" W) \$140



### Round Flush Power Center

- Two grounded outlets
- 6ft, 15 Amp cord
- UL Listed
- Cutout Dimensions: 3" Diameter

AC-3359PP \$336



### Round Flush Power / USB Charging Center

- One grounded outlet
- One USB charging duplex
- 6ft, 15 Amp cord
- UL Listed
- Cutout Dimensions: 3" Diameter

AC-3359PC \$404



### Round Power Center

- One grounded outlet
- 6ft, 15 Amp cord
- UL Listed
- Cutout Dimensions: 1 3/4" Diameter

AC-3825P \$254

# Accessories

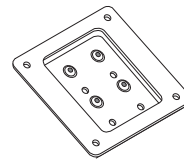
Please Note: All items on this page must be field installed



### Power Strip

- 6ft power cord
- Six grounded outlets
- On/Off Switch is located on the strip
- UL listed. 15A 125V 60Hz 1875W
- Please verify your local codes before making electrical connections
- **Dimensions:**  
2" D x 11" W x 1 3/8" H

AC-PS1125 \$125



### 75mm VESA Plate

- For monitors with 75mm VESA plates (100mm VESA plate included with NOVA Visual Display Options)
- VESA Plate required for use with Visual Display Options
- **Dimensions:**  
3" W x 3" H

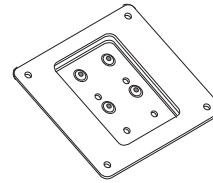
AC-VESA75 \$26



### Wire Management

- Black plastic wire channel (Mounting screws included)
- Keeps all cords and cables under control
- Position wherever cable management is needed
- **Dimensions:**  
2" D x 14" W x 5" H

AC-WM14 \$41



### Replacement 100mm VESA Plate

- 100mm VESA plate included with NOVA Visual Display Options
- VESA Plate required for use with Visual Display Options
- **Dimensions:**  
4" W x 4" H

AC-VESA100 \$29



### Rectangular Wire Grommet

- Black plastic grommet cover is removable for easy wire management
- **Cutout Dimensions:**  
1 7/8" D x 3 1/4" W x 1 1/4" H

AC-WG1080 \$44



### Extended VESA Plate Adapter

- For widescreens with off-center VESA mount locations
- VESA plate required for use with NOVA Visual Display Options
- **Dimensions:**  
3 3/4" W x 6 1/8" H


AC-VESA \$52



### Star Cut Wire Grommet

- Black plastic grommet with star cut opening allows more cords and cables to pass through
- **Cutout Dimensions:**  
2 3/8" Diameter

AC-RWGSC \$51



### FPA Arm

- Flat Panel Arm
- Mounts to underside of worksurface
- Height and tilt adjustable
- Adjustable from fully- to semi-recessed positions
- Weight of monitor cannot exceed 21lb
- Includes 100mm VESA Plate

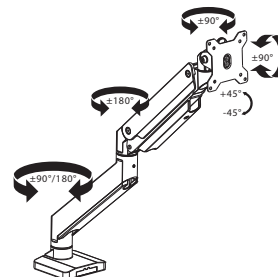
FPA-8-2006 \$343



### USB Port Extension

- Features one USB port with hinged cover
- Fits into designated opening on top of Trolley™ housing
- Six foot cord plugs into USB port in CPU
- **Dimensions:**  
2 1/2" x 1" x 1"

AC-USB01 \$74



### Articulating Surface Mount Arm

- Grommet-mount Articulating Surface Mount Arm
- **Maximum monitor dimensions:** Up to 35" widescreen
- **Maximum monitor weight:** 33lb
- **Base Rotation Range:** ±90° / 180°
- **Middle Rotation Range:** ±180°
- **Monitor Rotation Range:** ±90°
- **Monitor Orientation Rotation:** ±90°
- **Monitor Tilt Range:** ±45°





AC-ASMA \$565



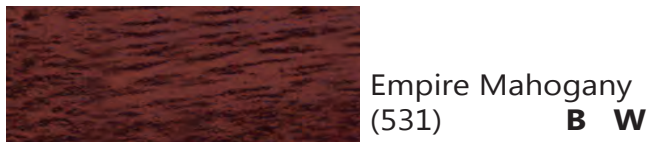

# Laminate Color Options

B = Base Color  
W = Worksurface Color

## Solid / Abstract Colors



## Wood Grain Colors



Colors are subject to variations in printing. For exact color matching, please request a laminate chip sample by calling customer support at 1-800-730-6682 or your local sales representative.

# Metal Color Options



Colors are subject to variations in printing. For exact color matching, please request a metal chip sample by calling customer support at 1-800-730-6682 or your local sales representative.



WWW.NOVADESK.COM • 421 INDUSTRIAL AVENUE EFFINGHAM, IL 62401 • PHONE: 800-730-6682 • FAX: 800-940-6682



Electrically Adjustable  
**Sit-Stand Lectern with  
Locking CPU Storage**  
(For more information see page 31)

