

Square Top AV Lecterns

Base Model with Pull-out Shelf



Model Number Structure

67 - LS

304241

LM

Series

67=Lectern
with Pull-out
Shelf

Type

LS= Lectern with
Square Top

Size

D x W x H

Modesty Combination for

Laminate modesty

LM=Laminate modesty

Perforated Metal modesty

MM=Metal modesty



(217) 342-7070

www.novadesk.com

sales@novasolutionsinc.com

Square Top AV Lecterns

1. Select model number

Ex: 67-LS304241LM

(30x42x41 Square Top AV Lectern with Pull-out Shelf and laminate modesty)

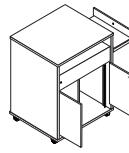
2. Select laminate color for base and worksurface

If ordering with perforated metal modesty, select metal color

Note: Laminate modesty will match base color.

Ex: 567 567

Base Worksurface



20 RU rack units

D x W x H (in.)	ft ³ / lbs	Model
Laminate Modesty		
30 x 42 x 41	38.3 / 444	67-LS304241LM
36 x 42 x 41	45.5 / 515	67-LS364241LM
Perforated Metal Modesty		
30 x 42 x 41	38.3 / 444	67-LS304241MM
36 x 42 x 41	45.5 / 515	67-LS364241MM

Storage Dimensions:

42" W Unit: Left compartment w/ rack rails - 19 1/4" W. Right compartment w/ rack rails - 19 1/4" W

Pull-out shelf Interior Dimensions:

30" D Lecterns: 22 1/4" D x 20 3/8" W x 7 3/4" H
36" D Lecterns: 28 1/4" D x 20 3/8" W x 7 3/4" H

Standard Features

- iMod™ wire management
- Locking Front Access Doors
- Heavy Duty Locking Casters
- Powerstrip
- Laminate or metal modesty panel
- 20 Rack Units
- Ships Fully Assembled (Casters Field Installed)

Color Options

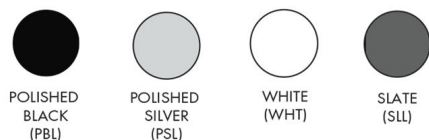
Base Color Options



Worksurface Color Options












Metallic Color Options (for Metal Modesty)



Options & Accessories

Factory Installed Accessories

Must specify location of grommet / power center at time of order

		Dimensions (in.)	Model
NOVA Keyboard Drawer		Keyboard length to fit desk ordered. Only ordered when NO Visual Display Option is chosen	
		24" - 34" wide	NK
Rectangular Wire Grommet		Rectangular black plastic grommet cover is removable for easy wire management	
		1 7/8" D x 3 1/4" W	WG1080
Star Cut Wire Grommet		Round black plastic grommet with rubber star cut opening allows more cords and cables to pass through	
		2 3/4" Diameter	RWGSC
Pop-up Power Center		Two grounded outlets. Fluid one touch accessibility. 6ft, 15 Amp cord. UL listed.	
		3 3/4" D x 5" W	11225PP
Pop-up Power / Data Center		One grounded outlet. One opening for voice/data jack. Voice/Data Adapter Kit (included) provides adapters for couplers & jacks from a variety of manufacturers. Fluid one touch accessibility. 6ft, 15 Amp cord. UL listed.	
		3 3/4" D x 5" W	11225PD
Pop-up Power / USB Charging Center		One grounded outlet. One USB charging duplex. Fluid one touch accessibility. 6ft, 15 Amp cord. UL Listed.	
		3 3/4" D x 5" W	11225PC
Round Flush Power Center		Two grounded outlets. Clean, flush mount. 6ft, 15 Amp cord. UL listed.	
		4" Diameter	3359PP
Round Flush Power / USB Charging Center		One grounded outlet. One USB charging duplex. Clean, flush mount. 6ft, 15 Amp cord. UL Listed.	
		4" Diameter	3359PC
Round Power Center		One grounded outlet. Features spill-proof technology. 6ft, 15 Amp cord. UL Listed.	
		2" Diameter	3825P

Options for Lecterns



Surface Mount Arm
 Maximum Weight: 21 lbs
 Maximum Dimensions: Up to 24" widescreen

Model Wt(lbs) Description

With NOVA Keyboard Drawer

NOVA Keyboard Drawer installed in assembled units only.

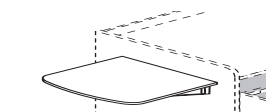


Articulating Surface Mount Arm
 Maximum Weight: 33 lbs
 Maximum Dimensions: Up to 35" widescreen

SMA0203NK 13 SMA & NOVA Keyboard Drawer

ASMA0203NK 22 Articulating SMA & NOVA Keyboard Drawer

Flip-up Shelf



D x W x H (in.) ft³ / lbs Model List Price

Field installed on all but Sit-Stand Lecterns. Shipped Separately. Color matches worksurface of lectern ordered. Located 3" down from worksurface. For factory prep, must specify "U" on lectern model number for left-handed, or "V" on lectern model number for right-handed placement, or "B" on lectern model number for both left and right hand placement.

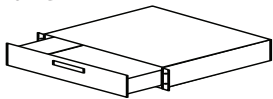
For 21" D or 24" D Lectern:

Attaches to the LEFT side panel of Lectern
20 x 20 x 1 0.9 / 24 66-SH202001L
 Attaches to the RIGHT side panel of Lectern

For 26" D, 30" D or 36" D Lectern:

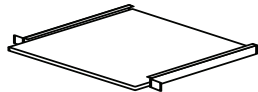
Attaches to the LEFT side panel of Lecterns
22 x 20 x 1 1.0 / 24 66-SH222001L
 Attaches to the RIGHT side panel of Lecterns
22 x 20 x 1 1.0 / 24 66-SH222001R

2 Space Rack Drawer



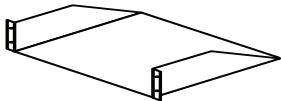
Attaches to rack rails. Takes up 2 RU space. 50 lb. weight capacity.
20 x 15 x 3 ½ 10.4 / 20 66-2DRAWER

Sliding Shelf



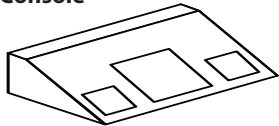
Attaches to rack rails. 35 lb. weight capacity.
20 x 15 x 1 10.4 / 15 66-SSHELF

2 Space Rack Shelf



Attaches to rack rails. Takes up 2 RU space. 50 lb. weight capacity.
20 x 15 x 3 ½ 10.4 / 15 66-2SHELF

Removable Console



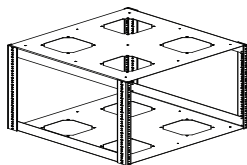
Black laminate box (Customer to provide cutouts needed)
11 x 15 x 6 2.0 / 20 66-CONSOLE01

Ventilation Fan



115V fan rated at 57 CFM. 30 dBA. Add (-VF) on lectern model number to be factory installed. Must also specify cutout location on lectern.
1 x 6 x 6 2.0 / 3 66-FAN

Rack Cube



All metal construction providing front and rear Rack Rails allowing rack storage mounting prior to installation in rack storage compartment. Standard Black metal. Available with 6 RU - 14 RU; height varies by RU count. **Complete Model number replacing blank "___" with desired RU** (Ex: 66-RRCUBE10 – 10 RU Rack Cube). **NOTE:** If ordering with a lectern, specify "-RR" at end of lectern model number. (Ex: 66-LP303047LM-RR)
19 1/8 x 19 ½ x Varies 66-RRCUBE__