

Privacy Sides AV Lecterns

with Trolley



Model Number Structure

66	-	LP	303647	LM	TE0728NK
<u>Series</u>		<u>Type</u>	<u>Size</u>	<u>Modesty Combination for</u>	<u>Visual Display Option</u>
66=Lectern		LP= Lectern with Privacy Sides	D x W x H	<u>Laminate modesty</u> LM=Laminate modesty <u>Perforated Metal modesty</u> MM=Metal modesty	TE0724NK=Trolley™ E & NOVA Keyboard Drawer TE0728NK=Trolley™ EXL & NOVA Keyboard Drawer



(217) 342-7070
www.novadesk.com
sales@novasolutionsinc.com

Privacy Sides AV Lecterns

1. Select model number

Ex: 66-LP303647LM

(30x36x47 Privacy Sides AV Lectern with laminate modesty)

2. Select laminate color for base and worksurface

If ordering with perforated metal modesty, select metal color

Note: Laminate modesty will match base color.

Ex: 567

Base

567

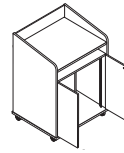
Worksurface

Optional Selections:

3. Select Visual Display Options (see page 34) Ex: TE0728NK (The Trolley™ EXL with NOVA keyboard drawer)

Available with most Visual Display Options

(30" W lecterns are not available with Trolley™ EXL or 21x24 Downview™)



14 RU rack rails

D x W x H (in.) ft³ / lbs Model

Laminate Modesty

14 RU rack rails. 1 Power strip

30 x 30 x 47 7/8 30.5 / 404 66-LP303047LM

30 x 36 x 47 7/8 36.2 / 425 66-LP303647LM

36 x 30 x 47 7/8 36.2 / 425 66-LP363047LM

36 x 36 x 47 7/8 43.0 / 497 66-LP363647LM

Perforated Metal Modesty

14 RU rack rails. 1 Power strip

30 x 30 x 47 7/8 30.5 / 404 66-LP303047MM

30 x 36 x 47 7/8 36.2 / 425 66-LP303647MM

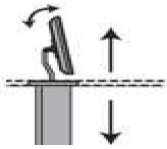
36 x 30 x 47 7/8 36.2 / 425 66-LP363047MM

36 x 36 x 47 7/8 43.0 / 497 66-LP363647MM

Storage Dimensions:

30" W Unit: Rack rails on left side of storage area - 19 1/4" W. Remaining space is 8 5/8" W

36" W Unit: Left compartment - 13 5/8" W. Right compartment w/ rack rails - 19 1/4" W



The Trolley™

- Ships installed in assembled units only. Maximum distance from center of
- wall mount VESA plate to bottom of monitor is 6 3/4" (171mm)

The Trolley™ Maximum Dimensions for

Widescreen:

2 1/2" D x 18 1/4" W x 14 1/2" H up to

20" widescreen

The Trolley™ EXL Maximum Dimensions for

Widescreen:

2 1/2" D x 22 7/8" W x 14 1/2" H up to

24" widescreen

36" min. worksurface width

Model Wt(lbs) Description

With NOVA Keyboard Drawer

NOVA Keyboard Drawer installed in assembled units only.

International Customers: The Trolley™ includes Universal Power Control

Units, compatible with all power requirements inside and outside the U.S.

TE0724NK 48 Trolley™ E & NOVA Keyboard Drawer

TE0728NK 48 Trolley™ EXL & NOVA Keyboard Drawer

Available with NOVA Linked™

Standard Features

- iMod™ wire management
- Locking Front Access Doors
- Heavy Duty Locking Casters
- Powerstrip
- Laminate or metal modesty panel
- 14 Rack Units
- Ships Fully Assembled (Casters Field Installed)
- Privacy Sides

Color Options

Base Color Options



WALNUT
(537)



EMPIRE
MAHOGANY
(531)



WILD
CHERRY
(567)



FUSION
MAPLE
(560)



WHITE
(664)



FASHION
GREY
(227)



SILVER
(N99)



SLATE
GREY
(129)



BLACK
(174)

Worksurface Color Options



BLACK
LODESTONE
(N62)



SILVER
(N99)



FUSION
MAPLE
(560)



WILD
CHERRY
(567)



WALNUT
(537)



FASHION
GREY
(227)



WHITE
(664)



GRAPHITE
NEBULA
(030)



GREY
NEBULA
(044)



EMPIRE
MAHOGANY
(531)

Metallic Color Options (for Metal Modesty)



POLISHED
BLACK
(PBL)



POLISHED
SILVER
(PSL)



WHITE
(WHT)



SLATE
(SL)

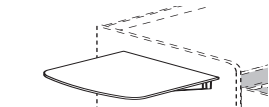
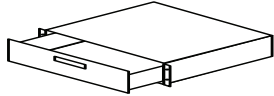
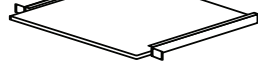
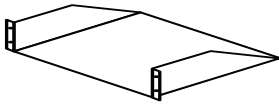
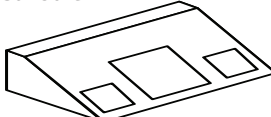

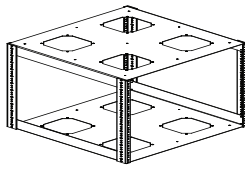
Options & Accessories

Factory Installed Accessories

Must specify location of grommet / power center at time of order

		Dimensions (in.)	Model
NOVA Keyboard Drawer		Keyboard length to fit desk ordered. Only ordered when NO Visual Display Option is chosen	
		24" - 34" wide	NK
Rectangular Wire Grommet		Rectangular black plastic grommet cover is removable for easy wire management	
		1 7/8" D x 3 1/4" W	WG1080
Star Cut Wire Grommet		Round black plastic grommet with rubber star cut opening allows more cords and cables to pass through	
		2 3/4" Diameter	RWGSC
Pop-up Power Center		Two grounded outlets. Fluid one touch accessibility. 6ft, 15 Amp cord. UL listed.	
		3 3/4" D x 5" W	11225PP
Pop-up Power / Data Center		One grounded outlet. One opening for voice/data jack. Voice/Data Adapter Kit (included) provides adapters for couplers & jacks from a variety of manufacturers. Fluid one touch accessibility. 6ft, 15 Amp cord. UL listed.	
		3 3/4" D x 5" W	11225PD
Pop-up Power / USB Charging Center		One grounded outlet. One USB charging duplex. Fluid one touch accessibility. 6ft, 15 Amp cord. UL Listed.	
		3 3/4" D x 5" W	11225PC
Round Flush Power Center		Two grounded outlets. Clean, flush mount. 6ft, 15 Amp cord. UL listed.	
		4" Diameter	3359PP
Round Flush Power / USB Charging Center		One grounded outlet. One USB charging duplex. Clean, flush mount. 6ft, 15 Amp cord. UL Listed.	
		4" Diameter	3359PC
Round Power Center		One grounded outlet. Features spill-proof technology. 6ft, 15 Amp cord. UL Listed.	
		2" Diameter	3825P

Options for Lecterns

	D x W x H (in.)	ft ³ / lbs	Model	List Price
Flip-up Shelf 	Field installed on all but Sit-Stand Lecterns. Shipped Separately. Color matches worksurface of lectern ordered. Located 3" down from worksurface. For factory prep, must specify "U" on lectern model number for left-handed, or "V" on lectern model number for right-handed placement, or "B" on lectern model number for both left and right hand placement.			
	For 21" D or 24" D Lectern:			
	Attaches to the LEFT side panel of Lectern			
	20 x 20 x 1	0.9 / 24	66-SH202001L	
	Attaches to the RIGHT side panel of Lectern			
2 Space Rack Drawer 	Attaches to rack rails. Takes up 2 RU space. 50 lb. weight capacity.			
	20 x 15 x 3 1/2	10.4 / 20	66-2DRAWER	
Sliding Shelf 	Attaches to rack rails. 35 lb. weight capacity.			
	20 x 15 x 1	10.4 / 15	66-SSHELF	
2 Space Rack Shelf 	Attaches to rack rails. Takes up 2 RU space. 50 lb. weight capacity.			
	20 x 15 x 3 1/2	10.4 / 15	66-2SHELF	
Removable Console 	Black laminate box (Customer to provide cutouts needed)			
	11 x 15 x 6	2.0 / 20	66-CONSOLE01	
Ventilation Fan 	115V fan rated at 57 CFM. 30 dBA. Add (-VF) on lectern model number to be factory installed. Must also specify cutout location on lectern.			
	1 x 6 x 6	2.0 / 3	66-FAN	
Rack Cube 	All metal construction providing front and rear Rack Rails allowing rack storage mounting prior to installation in rack storage compartment. Standard Black metal. Available with 6 RU - 14 RU; height varies by RU count. Complete Model number replacing blank " _ " with desired RU (Ex: 66-RRCUBE10 – 10 RU Rack Cube). NOTE: If ordering with a lectern, specify "-RR" at end of lectern model number. (Ex: 66-LP303047LM-RR)			
	19 1/8 x 19 1/2 x Varies		66-RRCUBE_	